

**General Information**

**Service Consumption**

14,160 Annual Unlinked Trips (UPT)

**Service Supplied**

297,243 Annual Vehicle Revenue Miles (VRM)  
 12,764 Annual Vehicle Revenue Hours (VRH)

**Summary of Operating Expenses (OE)**

\$424,923 Total Operating Expenses

**Database Information**

NTDID: 7R03-70114  
 Reporter Type: Rural General Public Transit  
 Asset Type: Tier II  
 Sponsor NTDID: 7R03

**Assets**

Revenue Vehicles 17  
 Service Vehicles -  
 Facilities 1

**Financial Information**

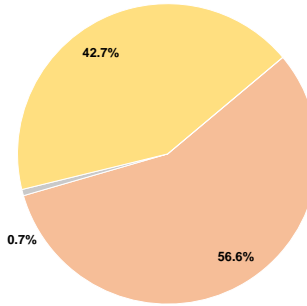
**Sources of Operating Funds Expended**

Fare Revenues	\$0	0.0%
Local Funds	\$240,596	56.6%
State Funds	\$2,877	0.7%
Federal Assistance	\$181,450	42.7%
Other Funds	\$0	0.0%
<b>Total Operating Funds Expended</b>	<b>\$424,923</b>	<b>100.0%</b>

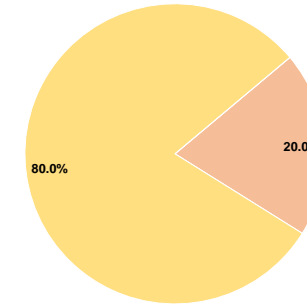
**Sources of Capital Funds Expended**

Fare Revenues	\$0	0.0%
Local Funds	\$35,300	20.0%
State Funds	\$0	0.0%
Federal Assistance	\$141,202	80.0%
Other Funds	\$0	0.0%
<b>Total Capital Funds Expended</b>	<b>\$176,502</b>	<b>100.0%</b>

**Operating Funding Sources**



**Capital Funding Sources**



**Performance Measure Targets - 2021**

Performance Measure - Asset Type - Target % not in State of Good Repair  
 Equipment - Automobiles - 60%  
 Equipment - Trucks and other Rubber Tire Vehicles - 50%  
 Facility - Administrative / Maintenance Facilities - 25%  
 Facility - Passenger / Parking Facilities - 0%  
 Rolling Stock - AO - Automobile - 45%  
 Rolling Stock - BU - Bus - 45%  
 Rolling Stock - CU - Cutaway - 45%  
 Rolling Stock - MV - Minivan - 45%  
 Rolling Stock - VN - Van - 45%

**Modal Characteristics**

**Operation Characteristics**

**Vehicles Operated at Maximum Service**

Mode	Directly Operated	Purchased Transportation	Operating Expenses	Fare Revenues	Uses of Capital Funds	Annual Unlinked Trips	Annual Vehicle Revenue Miles	Annual Vehicle Revenue Hours
Demand Response	15	-	\$424,923	\$0	\$176,502	14,160	297,243	12,764
<b>Total</b>	<b>15</b>	<b>-</b>	<b>\$424,923</b>	<b>\$0</b>	<b>\$176,502</b>	<b>14,160</b>	<b>297,243</b>	<b>12,764</b>

**Performance Measures**

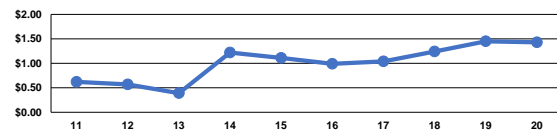
**Service Efficiency**

Mode	Operating Expenses per Vehicle Revenue Mile	Operating Expenses per Vehicle Revenue Hour
Demand Response	\$1.43	\$33.29
<b>Total</b>	<b>\$1.43</b>	<b>\$33.29</b>

**Service Effectiveness**

Mode	Operating Expenses per Unlinked Passenger Trip	Unlinked Trips per Vehicle Revenue Mile	Unlinked Trips per Vehicle Revenue Hour
Demand Response	\$30.01	0.0	1.1
<b>Total</b>	<b>\$30.01</b>	<b>0.0</b>	<b>1.1</b>

Operating Expense per Vehicle Revenue Mile: Agency Total



Unlinked Passenger Trips per Vehicle Revenue Mile: Agency Total

