

**General Information**

**Service Consumption**

6,872 Annual Unlinked Trips (UPT)

**Service Supplied**

30,183 Annual Vehicle Revenue Miles (VRM)  
 3,576 Annual Vehicle Revenue Hours (VRH)

**Summary of Operating Expenses (OE)**

\$76,272 Total Operating Expenses

**Database Information**

NTDID: 7R03-70134  
 Reporter Type: Rural General Public Transit  
 Asset Type: Tier II  
 Sponsor NTDID: 7R03

**Assets**

Revenue Vehicles 2  
 Service Vehicles -  
 Facilities -

**Financial Information**

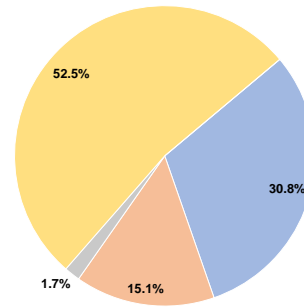
**Sources of Operating Funds Expended**

Fare Revenues	\$23,481	30.8%
Local Funds	\$11,480	15.1%
State Funds	\$1,306	1.7%
Federal Assistance	\$40,005	52.5%
Other Funds	\$0	0.0%
<b>Total Operating Funds Expended</b>	<b>\$76,272</b>	<b>100.0%</b>

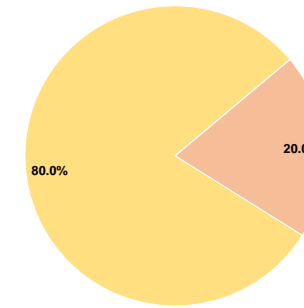
**Sources of Capital Funds Expended**

Fare Revenues	\$0	0.0%
Local Funds	\$6,453	20.0%
State Funds	\$0	0.0%
Federal Assistance	\$25,810	80.0%
Other Funds	\$0	0.0%
<b>Total Capital Funds Expended</b>	<b>\$32,263</b>	<b>100.0%</b>

**Operating Funding Sources**



**Capital Funding Sources**



**Performance Measure Targets - 2021**

Performance Measure - Asset Type - Target % not in State of Good Repair  
 Equipment - Automobiles - 60%  
 Equipment - Trucks and other Rubber Tire Vehicles - 50%  
 Facility - Administrative / Maintenance Facilities - 25%  
 Facility - Passenger / Parking Facilities - 0%  
 Rolling Stock - AO - Automobile - 45%  
 Rolling Stock - BU - Bus - 45%  
 Rolling Stock - CU - Cutaway - 45%  
 Rolling Stock - MV - Minivan - 45%  
 Rolling Stock - VN - Van - 45%

**Modal Characteristics**

**Operation Characteristics**

**Vehicles Operated at Maximum Service**

Mode	Directly Operated	Purchased Transportation	Operating Expenses	Fare Revenues	Uses of Capital Funds	Annual Unlinked Trips	Annual Vehicle Revenue Miles	Annual Vehicle Revenue Hours
Demand Response	1	-	\$76,272	\$23,481	\$32,263	6,872	30,183	3,576
<b>Total</b>	<b>1</b>	<b>-</b>	<b>\$76,272</b>	<b>\$23,481</b>	<b>\$32,263</b>	<b>6,872</b>	<b>30,183</b>	<b>3,576</b>

**Performance Measures**

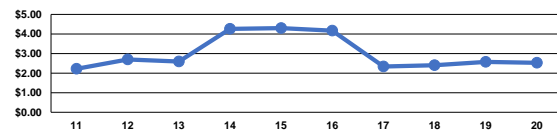
**Service Efficiency**

Mode	Operating Expenses per Vehicle Revenue Mile	Operating Expenses per Vehicle Revenue Hour
Demand Response	\$2.53	\$21.33
<b>Total</b>	<b>\$2.53</b>	<b>\$21.33</b>

**Service Effectiveness**

Mode	Operating Expenses per Unlinked Passenger Trip	Unlinked Trips per Vehicle Revenue Mile	Unlinked Trips per Vehicle Revenue Hour
Demand Response	\$11.10	0.2	1.9
<b>Total</b>	<b>\$11.10</b>	<b>0.2</b>	<b>1.9</b>

Operating Expense per Vehicle Revenue Mile: Agency Total



Unlinked Passenger Trips per Vehicle Revenue Mile: Agency Total

