

**General Information**

**Service Consumption**

18,524 Annual Unlinked Trips (UPT)

**Service Supplied**

114,437 Annual Vehicle Revenue Miles (VRM)  
 6,519 Annual Vehicle Revenue Hours (VRH)

**Summary of Operating Expenses (OE)**

\$355,365 Total Operating Expenses

**Database Information**

NTDID: 7R03-70168  
 Reporter Type: Rural General Public Transit  
 Asset Type: Tier II  
 Sponsor NTDID: 7R03

**Assets**

Revenue Vehicles 7  
 Service Vehicles -  
 Facilities -

**Financial Information**

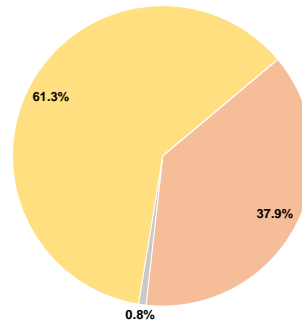
**Sources of Operating Funds Expended**

Fare Revenues	\$0	0.0%
Local Funds	\$134,631	37.9%
State Funds	\$2,862	0.8%
Federal Assistance	\$217,872	61.3%
Other Funds	\$0	0.0%
<b>Total Operating Funds Expended</b>	<b>\$355,365</b>	<b>100.0%</b>

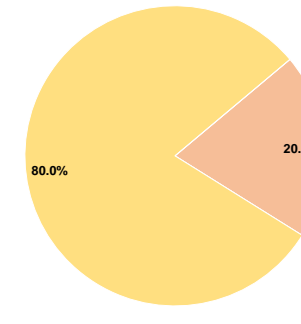
**Sources of Capital Funds Expended**

Fare Revenues	\$0	0.0%
Local Funds	\$12,905	20.0%
State Funds	\$0	0.0%
Federal Assistance	\$51,621	80.0%
Other Funds	\$0	0.0%
<b>Total Capital Funds Expended</b>	<b>\$64,526</b>	<b>100.0%</b>

**Operating Funding Sources**



**Capital Funding Sources**



**Performance Measure Targets - 2021**

Performance Measure - Asset Type - Target % not in State of Good Repair  
 Equipment - Automobiles - 60%  
 Equipment - Trucks and other Rubber Tire Vehicles - 50%  
 Facility - Administrative / Maintenance Facilities - 25%  
 Facility - Passenger / Parking Facilities - 0%  
 Rolling Stock - AO - Automobile - 45%  
 Rolling Stock - BU - Bus - 45%  
 Rolling Stock - CU - Cutaway - 45%  
 Rolling Stock - MV - Minivan - 45%  
 Rolling Stock - VN - Van - 45%

**Modal Characteristics**

**Operation Characteristics**

**Vehicles Operated at Maximum Service**

Mode	Directly Operated	Purchased Transportation	Operating Expenses	Fare Revenues	Uses of Capital Funds	Annual Unlinked Trips	Annual Vehicle Revenue Miles	Annual Vehicle Revenue Hours
Demand Response	7	-	\$355,365	\$0	\$64,526	18,524	114,437	6,519
<b>Total</b>	<b>7</b>	<b>-</b>	<b>\$355,365</b>	<b>\$0</b>	<b>\$64,526</b>	<b>18,524</b>	<b>114,437</b>	<b>6,519</b>

**Performance Measures**

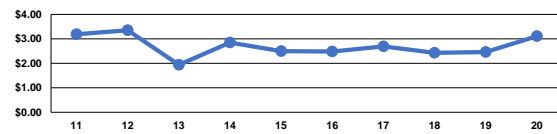
**Service Efficiency**

Mode	Operating Expenses per Vehicle Revenue Mile	Operating Expenses per Vehicle Revenue Hour
Demand Response	\$3.11	\$54.51
<b>Total</b>	<b>\$3.11</b>	<b>\$54.51</b>

**Service Effectiveness**

Mode	Operating Expenses per Unlinked Passenger Trip	Unlinked Trips per Vehicle Revenue Mile	Unlinked Trips per Vehicle Revenue Hour
Demand Response	\$19.18	0.2	2.8
<b>Total</b>	<b>\$19.18</b>	<b>0.2</b>	<b>2.8</b>

Operating Expense per Vehicle Revenue Mile: Agency Total



Unlinked Passenger Trips per Vehicle Revenue Mile: Agency Total

