

**General Information**

**Service Consumption**

11,880 Annual Unlinked Trips (UPT)

**Service Supplied**

29,240 Annual Vehicle Revenue Miles (VRM)  
 3,418 Annual Vehicle Revenue Hours (VRH)

**Summary of Operating Expenses (OE)**

\$149,053 Total Operating Expenses

**Database Information**

NTDID: 7R03-70189  
 Reporter Type: Rural General Public Transit  
 Asset Type: Tier II  
 Sponsor NTDID: 7R03

**Assets**

Revenue Vehicles 4  
 Service Vehicles -  
 Facilities 1

**Financial Information**

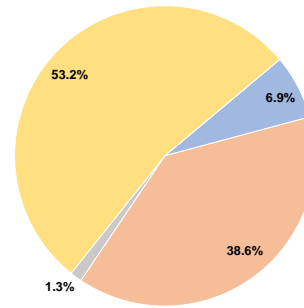
**Sources of Operating Funds Expended**

Fare Revenues	\$10,333	6.9%
Local Funds	\$57,555	38.6%
State Funds	\$1,905	1.3%
Federal Assistance	\$79,260	53.2%
Other Funds	\$0	0.0%
<b>Total Operating Funds Expended</b>	<b>\$149,053</b>	<b>100.0%</b>

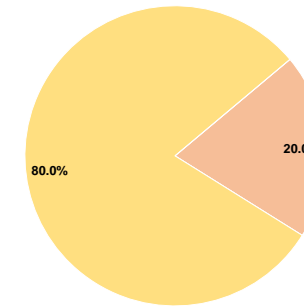
**Sources of Capital Funds Expended**

Fare Revenues	\$0	0.0%
Local Funds	\$11,901	20.0%
State Funds	\$0	0.0%
Federal Assistance	\$47,603	80.0%
Other Funds	\$0	0.0%
<b>Total Capital Funds Expended</b>	<b>\$59,504</b>	<b>100.0%</b>

**Operating Funding Sources**



**Capital Funding Sources**



**Performance Measure Targets - 2021**

Performance Measure - Asset Type - Target % not in State of Good Repair  
 Equipment - Automobiles - 60%  
 Equipment - Trucks and other Rubber Tire Vehicles - 50%  
 Facility - Administrative / Maintenance Facilities - 25%  
 Facility - Passenger / Parking Facilities - 0%  
 Rolling Stock - AO - Automobile - 45%  
 Rolling Stock - BU - Bus - 45%  
 Rolling Stock - CU - Cutaway - 45%  
 Rolling Stock - MV - Minivan - 45%  
 Rolling Stock - VN - Van - 45%

**Modal Characteristics**

**Operation Characteristics**

**Vehicles Operated at Maximum Service**

Mode	Directly Operated	Purchased Transportation	Operating Expenses	Fare Revenues	Uses of Capital Funds	Annual Unlinked Trips	Annual Vehicle Revenue Miles	Annual Vehicle Revenue Hours
Demand Response	4	-	\$149,053	\$10,333	\$59,504	11,880	29,240	3,418
<b>Total</b>	<b>4</b>	<b>-</b>	<b>\$149,053</b>	<b>\$10,333</b>	<b>\$59,504</b>	<b>11,880</b>	<b>29,240</b>	<b>3,418</b>

**Performance Measures**

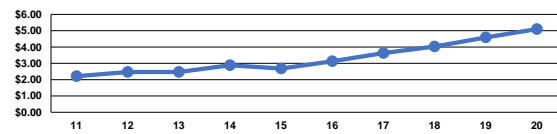
**Service Efficiency**

Mode	Operating Expenses per Vehicle Revenue Mile	Operating Expenses per Vehicle Revenue Hour
Demand Response	\$5.10	\$43.61
<b>Total</b>	<b>\$5.10</b>	<b>\$43.61</b>

**Service Effectiveness**

Mode	Operating Expenses per Unlinked Passenger Trip	Unlinked Trips per Vehicle Revenue Mile	Unlinked Trips per Vehicle Revenue Hour
Demand Response	\$12.55	0.4	3.5
<b>Total</b>	<b>\$12.55</b>	<b>0.4</b>	<b>3.5</b>

Operating Expense per Vehicle Revenue Mile: Agency Total



Unlinked Passenger Trips per Vehicle Revenue Mile: Agency Total

