

**General Information**

**Service Consumption**

10,175 Annual Unlinked Trips (UPT)

**Service Supplied**

140,767 Annual Vehicle Revenue Miles (VRM)  
 6,501 Annual Vehicle Revenue Hours (VRH)

**Summary of Operating Expenses (OE)**

\$371,968 Total Operating Expenses

**Database Information**

NTDID: 7R04-70200  
 Reporter Type: Rural General Public Transit  
 Asset Type: Tier II  
 Sponsor NTDID: 7R04

**Assets**

Revenue Vehicles 12  
 Service Vehicles -  
 Facilities -

**Financial Information**

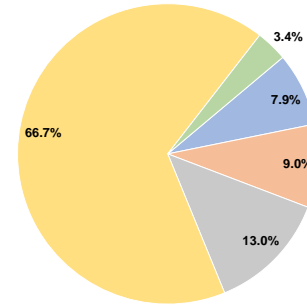
**Sources of Operating Funds Expended**

Fare Revenues	\$29,474	7.9%
Local Funds	\$33,373	9.0%
State Funds	\$48,467	13.0%
Federal Assistance	\$248,036	66.7%
Other Funds	\$12,618	3.4%
<b>Total Operating Funds Expended</b>	<b>\$371,968</b>	<b>100.0%</b>

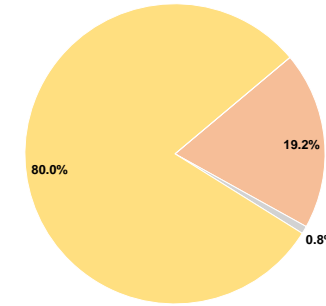
**Sources of Capital Funds Expended**

Fare Revenues	\$0	0.0%
Local Funds	\$156,053	19.2%
State Funds	\$6,753	0.8%
Federal Assistance	\$651,442	80.0%
Other Funds	\$0	0.0%
<b>Total Capital Funds Expended</b>	<b>\$814,248</b>	<b>100.0%</b>

**Operating Funding Sources**



**Capital Funding Sources**



**Performance Measure Targets - 2021**

Performance Measure - Asset Type - Target % not in State of Good Repair  
 Equipment - Trucks and other Rubber Tire Vehicles - 100%  
 Facility - Administrative / Maintenance Facilities - 0%  
 Rolling Stock - AO - Automobile - 50%  
 Rolling Stock - BU - Bus - 50%  
 Rolling Stock - CU - Cutaway - 25%  
 Rolling Stock - MV - Minivan - 35%  
 Rolling Stock - SV - Sports Utility Vehicle - 50%  
 Rolling Stock - VN - Van - 80%

**Modal Characteristics**

**Operation Characteristics**

**Vehicles Operated at Maximum Service**

Mode	Directly Operated	Purchased Transportation	Operating Expenses	Fare Revenues	Uses of Capital Funds	Annual Unlinked Trips	Annual Vehicle Revenue Miles	Annual Vehicle Revenue Hours
Demand Response	12	-	\$371,968	\$29,474	\$814,248	10,175	140,767	6,501
<b>Total</b>	<b>12</b>	<b>-</b>	<b>\$371,968</b>	<b>\$29,474</b>	<b>\$814,248</b>	<b>10,175</b>	<b>140,767</b>	<b>6,501</b>

**Performance Measures**

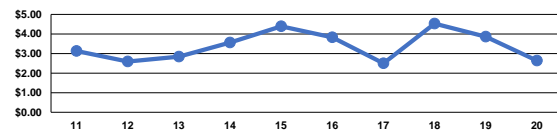
**Service Efficiency**

Mode	Operating Expenses per Vehicle Revenue Mile	Operating Expenses per Vehicle Revenue Hour
Demand Response	\$2.64	\$57.22
<b>Total</b>	<b>\$2.64</b>	<b>\$57.22</b>

**Service Effectiveness**

Mode	Operating Expenses per Unlinked Passenger Trip	Unlinked Trips per Vehicle Revenue Mile	Unlinked Trips per Vehicle Revenue Hour
Demand Response	\$36.56	0.1	1.6
<b>Total</b>	<b>\$36.56</b>	<b>0.1</b>	<b>1.6</b>

Operating Expense per Vehicle Revenue Mile: Agency Total



Unlinked Passenger Trips per Vehicle Revenue Mile: Agency Total

