http://www.mrtma.org
2820 S Higgins Ave
Missoula, Mt 59801-6927

Missoula Ravalli Transportation Management Association
2020 Annual Agency Profile

General Information

Service Consumption

19,435 **Annual Unlinked Trips (UPT)**

Service Supplied

229,494 **Annual Vehicle Revenue Miles (VRM)**
6,663 **Annual Vehicle Revenue Hours (VRH)**

Summary of Operating Expenses (OE)

$312,020 **Total Operating Expenses**

Database Information

NTDID: 8R02-80200
Reporter Type: Rural General Public Transit
Asset Type: Tier II
Sponsor NTDID: 8R02

Assets

Revenue Vehicles	34
Service Vehicles	-
Facilities	1

Financial Information

Sources of Operating Funds Expended

Fare Revenues	$13,314	4.3%
Local Funds	$37,261	11.9%
State Funds	$0	0.0%
Federal Assistance	$261,445	83.8%
Other Funds	$0	0.0%
Total Operating Funds Expended	**$312,020**	100.0%

Sources of Capital Funds Expended

Fare Revenues	$0	0.0%
Local Funds	$33,345	20.0%
State Funds	$0	0.0%
Federal Assistance	$133,382	80.0%
Other Funds	$0	0.0%
Total Capital Funds Expended	**$166,727**	100.0%

Operating Funding Sources

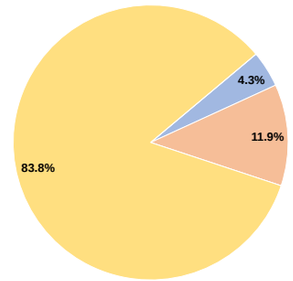

Capital Funding Sources

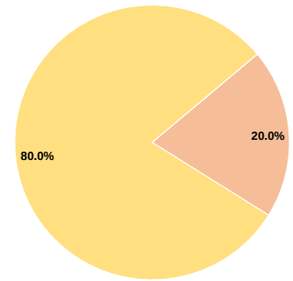

Performance Measure Targets - 2021

Performance Measure - Asset Type - Target % not in State of Good Repair
Equipment - Trucks and other Rubber Tire Vehicles - 0%
Facility - Administrative / Maintenance Facilities - 0%
Facility - Passenger / Parking Facilities - 0%
Rolling Stock - AO - Automobile - 50%
Rolling Stock - BU - Bus - 8%
Rolling Stock - CU - Cutaway - 35%
Rolling Stock - MV - Minivan - 30%
Rolling Stock - SB - School Bus - 100%
Rolling Stock - SV - Sports Utility Vehicle - 50%
Rolling Stock - VN - Van - 35%

Modal Characteristics

Operation Characteristics

Mode	Vehicles Operated at Maximum Service: Directly Operated	Vehicles Operated at Maximum Service: Purchased Transportation	Operating Expenses	Fare Revenues	Uses of Capital Funds	Annual Unlinked Trips	Annual Vehicle Revenue Miles	Annual Vehicle Revenue Hours
Vanpool	18	-	$312,020	$13,314	$166,727	19,435	229,494	6,663
Total	**18**	**-**	**$312,020**	**$13,314**	**$166,727**	**19,435**	**229,494**	**6,663**

Performance Measures

Service Efficiency

Mode	Operating Expenses per Vehicle Revenue Mile	Operating Expenses per Vehicle Revenue Hour
Vanpool	$1.36	$46.83
Total	**$1.36**	**$46.83**

Service Effectiveness

Mode	Operating Expenses per Unlinked Passenger Trip	Unlinked Trips per Vehicle Revenue Mile	Unlinked Trips per Vehicle Revenue Hour
Vanpool	$16.05	0.1	2.9
Total	**$16.05**	**0.1**	**2.9**

Operating Expense per Vehicle Revenue Mile: Agency Total

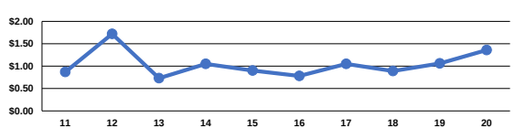
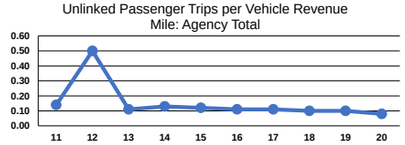
Unlinked Passenger Trips per Vehicle Revenue Mile: Agency Total