

**General Information**

**Service Consumption**

36,923 Annual Unlinked Trips (UPT)

**Service Supplied**

112,901 Annual Vehicle Revenue Miles (VRM)  
 6,641 Annual Vehicle Revenue Hours (VRH)

**Summary of Operating Expenses (OE)**

\$282,706 Total Operating Expenses

**Database Information**

NTDID: 8R02-88295  
 Reporter Type: Rural General Public Transit  
 Asset Type: Tier II  
 Sponsor NTDID: 8R02

**Assets**

Revenue Vehicles 9  
 Service Vehicles -  
 Facilities -

**Financial Information**

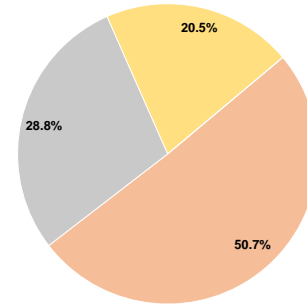
**Sources of Operating Funds Expended**

Fare Revenues	\$0	0.0%
Local Funds	\$143,231	50.7%
State Funds	\$81,511	28.8%
Federal Assistance	\$57,964	20.5%
Other Funds	\$0	0.0%
<b>Total Operating Funds Expended</b>	<b>\$282,706</b>	<b>100.0%</b>

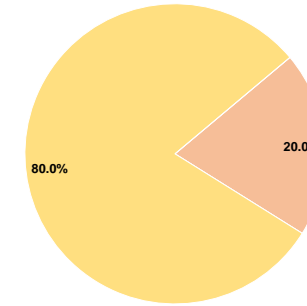
**Sources of Capital Funds Expended**

Fare Revenues	\$0	0.0%
Local Funds	\$14,491	20.0%
State Funds	\$0	0.0%
Federal Assistance	\$57,963	80.0%
Other Funds	\$0	0.0%
<b>Total Capital Funds Expended</b>	<b>\$72,454</b>	<b>100.0%</b>

**Operating Funding Sources**



**Capital Funding Sources**



**Performance Measure Targets - 2021**

Performance Measure - Asset Type - Target % not in State of Good Repair  
 Equipment - Trucks and other Rubber Tire Vehicles - 0%  
 Facility - Administrative / Maintenance Facilities - 0%  
 Facility - Passenger / Parking Facilities - 0%  
 Rolling Stock - AO - Automobile - 50%  
 Rolling Stock - BU - Bus - 8%  
 Rolling Stock - CU - Cutaway - 35%  
 Rolling Stock - MV - Minivan - 30%  
 Rolling Stock - SB - School Bus - 100%  
 Rolling Stock - SV - Sports Utility Vehicle - 50%  
 Rolling Stock - VN - Van - 35%

**Modal Characteristics**

**Operation Characteristics**

**Vehicles Operated at Maximum Service**

Mode	Directly Operated	Purchased Transportation	Operating Expenses	Fare Revenues	Uses of Capital Funds	Annual Unlinked Trips	Annual Vehicle Revenue Miles	Annual Vehicle Revenue Hours
Demand Response	9	-	\$282,706	\$0	\$72,454	36,923	112,901	6,641
<b>Total</b>	<b>9</b>	<b>-</b>	<b>\$282,706</b>	<b>\$0</b>	<b>\$72,454</b>	<b>36,923</b>	<b>112,901</b>	<b>6,641</b>

**Performance Measures**

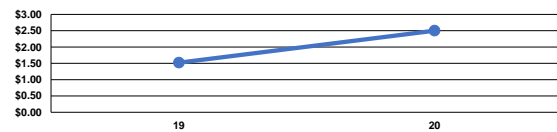
**Service Efficiency**

Mode	Operating Expenses per Vehicle Revenue Mile	Operating Expenses per Vehicle Revenue Hour
Demand Response	\$2.50	\$42.57
<b>Total</b>	<b>\$2.50</b>	<b>\$42.57</b>

**Service Effectiveness**

Mode	Operating Expenses per Unlinked Passenger Trip	Unlinked Trips per Vehicle Revenue Mile	Unlinked Trips per Vehicle Revenue Hour
Demand Response	\$7.66	0.3	5.6
<b>Total</b>	<b>\$7.66</b>	<b>0.3</b>	<b>5.6</b>

Operating Expense per Vehicle Revenue Mile: Agency Total



Unlinked Passenger Trips per Vehicle Revenue Mile: Agency Total

