

**General Information**

**Service Consumption**

91,998 Annual Unlinked Trips (UPT)

**Service Supplied**

575,382 Annual Vehicle Revenue Miles (VRM)  
 43,730 Annual Vehicle Revenue Hours (VRH)

**Summary of Operating Expenses (OE)**

\$1,521,214 Total Operating Expenses

**Database Information**

NTDID: 8R03-80125  
 Reporter Type: Rural General Public Transit  
 Asset Type: Tier II  
 Sponsor NTDID: 8R03

**Assets**

Revenue Vehicles 38  
 Service Vehicles -  
 Facilities 1

**Financial Information**

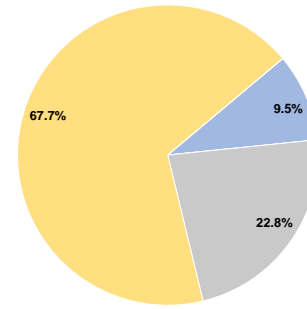
**Sources of Operating Funds Expended**

Fare Revenues	\$144,408	9.5%
Local Funds	\$0	0.0%
State Funds	\$347,383	22.8%
Federal Assistance	\$1,029,423	67.7%
Other Funds	\$0	0.0%
<b>Total Operating Funds Expended</b>	<b>\$1,521,214</b>	<b>100.0%</b>

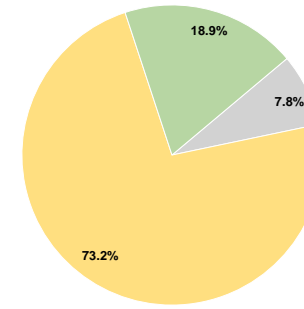
**Sources of Capital Funds Expended**

Fare Revenues	\$0	0.0%
Local Funds	\$0	0.0%
State Funds	\$11,652	7.8%
Federal Assistance	\$109,008	73.2%
Other Funds	\$28,208	18.9%
<b>Total Capital Funds Expended</b>	<b>\$148,868</b>	<b>100.0%</b>

**Operating Funding Sources**



**Capital Funding Sources**



**Performance Measure Targets - 2021**

Performance Measure - Asset Type - Target % not in State of Good Repair  
 Equipment - Automobiles - 29%  
 Equipment - Trucks and other Rubber Tire Vehicles - 60%  
 Facility - Administrative / Maintenance Facilities - 0%  
 Facility - Passenger / Parking Facilities - 0%  
 Rolling Stock - BU - Bus - 29%  
 Rolling Stock - CU - Cutaway - 15%  
 Rolling Stock - MV - Minivan - 11%  
 Rolling Stock - SV - Sports Utility Vehicle - 50%  
 Rolling Stock - VN - Van - 36%

**Modal Characteristics**

**Operation Characteristics**

**Vehicles Operated at Maximum Service**

Mode	Directly Operated	Purchased Transportation	Operating Expenses	Fare Revenues	Uses of Capital Funds	Annual Unlinked Trips	Annual Vehicle Revenue Miles	Annual Vehicle Revenue Hours
Demand Response	34	3	\$1,521,214	\$144,408	\$148,868	91,998	575,382	43,730
<b>Total</b>	<b>34</b>	<b>3</b>	<b>\$1,521,214</b>	<b>\$144,408</b>	<b>\$148,868</b>	<b>91,998</b>	<b>575,382</b>	<b>43,730</b>

**Performance Measures**

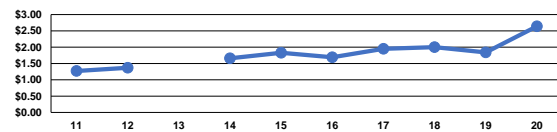
**Service Efficiency**

Mode	Operating Expenses per Vehicle Revenue Mile	Operating Expenses per Vehicle Revenue Hour
Demand Response	\$2.64	\$34.79
<b>Total</b>	<b>\$2.64</b>	<b>\$34.79</b>

**Service Effectiveness**

Mode	Operating Expenses per Unlinked Passenger Trip	Unlinked Trips per Vehicle Revenue Mile	Unlinked Trips per Vehicle Revenue Hour
Demand Response	\$16.54	0.2	2.1
<b>Total</b>	<b>\$16.54</b>	<b>0.2</b>	<b>2.1</b>

Operating Expense per Vehicle Revenue Mile: Agency Total



Unlinked Passenger Trips per Vehicle Revenue Mile: Agency Total

