

**General Information**

**Service Consumption**

4,882 Annual Unlinked Trips (UPT)

**Service Supplied**

88,851 Annual Vehicle Revenue Miles (VRM)  
 4,386 Annual Vehicle Revenue Hours (VRH)

**Summary of Operating Expenses (OE)**

\$214,868 Total Operating Expenses

**Database Information**

NTDID: 8R03-80129  
 Reporter Type: Rural General Public Transit  
 Asset Type: Tier II  
 Sponsor NTDID: 8R03

**Assets**

Revenue Vehicles 6  
 Service Vehicles -  
 Facilities 1

**Financial Information**

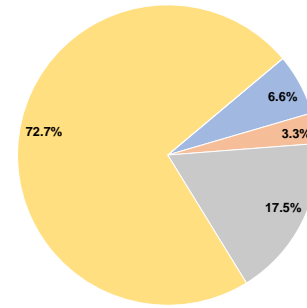
**Sources of Operating Funds Expended**

Fare Revenues	\$14,146	6.6%
Local Funds	\$7,093	3.3%
State Funds	\$37,495	17.5%
Federal Assistance	\$156,134	72.7%
Other Funds	\$0	0.0%
<b>Total Operating Funds Expended</b>	<b>\$214,868</b>	<b>100.0%</b>

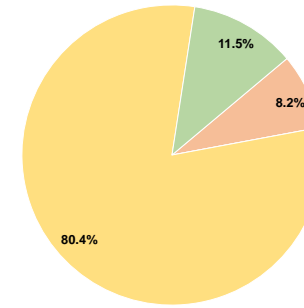
**Sources of Capital Funds Expended**

Fare Revenues	\$0	0.0%
Local Funds	\$3,314	8.2%
State Funds	\$0	0.0%
Federal Assistance	\$32,592	80.4%
Other Funds	\$4,643	11.5%
<b>Total Capital Funds Expended</b>	<b>\$40,549</b>	<b>100.0%</b>

**Operating Funding Sources**



**Capital Funding Sources**



**Performance Measure Targets - 2021**

- Performance Measure - Asset Type - Target % not in State of Good Repair
- Equipment - Automobiles - 29%
- Equipment - Trucks and other Rubber Tire Vehicles - 60%
- Facility - Administrative / Maintenance Facilities - 0%
- Facility - Passenger / Parking Facilities - 0%
- Rolling Stock - BU - Bus - 29%
- Rolling Stock - CU - Cutaway - 15%
- Rolling Stock - MV - Minivan - 11%
- Rolling Stock - SV - Sports Utility Vehicle - 50%
- Rolling Stock - VN - Van - 36%

**Modal Characteristics**

**Operation Characteristics**

**Vehicles Operated at Maximum Service**

Mode	Directly Operated	Purchased Transportation	Operating Expenses	Fare Revenues	Uses of Capital Funds	Annual Unlinked Trips	Annual Vehicle Revenue Miles	Annual Vehicle Revenue Hours
Demand Response	5	-	\$214,868	\$14,146	\$40,549	4,882	88,851	4,386
<b>Total</b>	<b>5</b>	<b>-</b>	<b>\$214,868</b>	<b>\$14,146</b>	<b>\$40,549</b>	<b>4,882</b>	<b>88,851</b>	<b>4,386</b>

**Performance Measures**

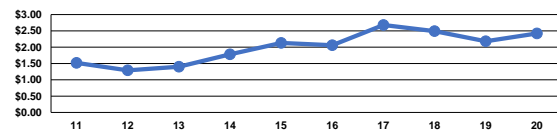
**Service Efficiency**

Mode	Operating Expenses per Vehicle Revenue Mile	Operating Expenses per Vehicle Revenue Hour
Demand Response	\$2.42	\$48.99
<b>Total</b>	<b>\$2.42</b>	<b>\$48.99</b>

**Service Effectiveness**

Mode	Operating Expenses per Unlinked Passenger Trip	Unlinked Trips per Vehicle Revenue Mile	Unlinked Trips per Vehicle Revenue Hour
Demand Response	\$44.01	0.1	1.1
<b>Total</b>	<b>\$44.01</b>	<b>0.1</b>	<b>1.1</b>

Operating Expense per Vehicle Revenue Mile: Agency Total



Unlinked Passenger Trips per Vehicle Revenue Mile: Agency Total

