

**General Information**

**Service Consumption**

26,801 Annual Unlinked Trips (UPT)

**Service Supplied**

142,697 Annual Vehicle Revenue Miles (VRM)  
 11,526 Annual Vehicle Revenue Hours (VRH)

**Summary of Operating Expenses (OE)**

\$894,979 Total Operating Expenses

**Database Information**

NTDID: 8R03-80238  
 Reporter Type: Rural General Public Transit  
 Asset Type: Tier II  
 Sponsor NTDID: 8R03

**Assets**

Revenue Vehicles 25  
 Service Vehicles -  
 Facilities 5

**Financial Information**

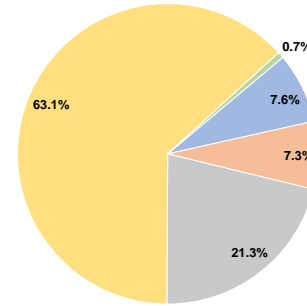
**Sources of Operating Funds Expended**

Fare Revenues	\$68,134	7.6%
Local Funds	\$65,300	7.3%
State Funds	\$190,564	21.3%
Federal Assistance	\$565,124	63.1%
Other Funds	\$5,857	0.7%
<b>Total Operating Funds Expended</b>	<b>\$894,979</b>	<b>100.0%</b>

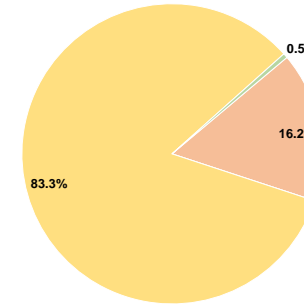
**Sources of Capital Funds Expended**

Fare Revenues	\$0	0.0%
Local Funds	\$35,742	16.2%
State Funds	\$0	0.0%
Federal Assistance	\$184,167	83.3%
Other Funds	\$1,092	0.5%
<b>Total Capital Funds Expended</b>	<b>\$221,001</b>	<b>100.0%</b>

**Operating Funding Sources**



**Capital Funding Sources**



**Performance Measure Targets - 2021**

Performance Measure - Asset Type - Target % not in State of Good Repair  
 Equipment - Automobiles - 29%  
 Equipment - Trucks and other Rubber Tire Vehicles - 60%  
 Facility - Administrative / Maintenance Facilities - 0%  
 Facility - Passenger / Parking Facilities - 0%  
 Rolling Stock - BU - Bus - 29%  
 Rolling Stock - CU - Cutaway - 15%  
 Rolling Stock - MV - Minivan - 11%  
 Rolling Stock - SV - Sports Utility Vehicle - 50%  
 Rolling Stock - VN - Van - 36%

**Modal Characteristics**

**Operation Characteristics**

**Vehicles Operated at Maximum Service**

Mode	Directly Operated	Purchased Transportation	Operating Expenses	Fare Revenues	Uses of Capital Funds	Annual Unlinked Trips	Annual Vehicle Revenue Miles	Annual Vehicle Revenue Hours
Demand Response	23	-	\$894,979	\$68,134	\$221,001	26,801	142,697	11,526
<b>Total</b>	<b>23</b>	<b>-</b>	<b>\$894,979</b>	<b>\$68,134</b>	<b>\$221,001</b>	<b>26,801</b>	<b>142,697</b>	<b>11,526</b>

**Performance Measures**

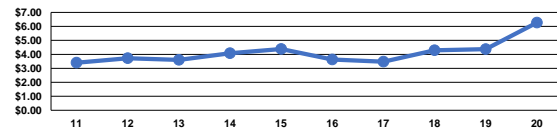
**Service Efficiency**

Mode	Operating Expenses per Vehicle Revenue Mile	Operating Expenses per Vehicle Revenue Hour
Demand Response	\$6.27	\$77.65
<b>Total</b>	<b>\$6.27</b>	<b>\$77.65</b>

**Service Effectiveness**

Mode	Operating Expenses per Unlinked Passenger Trip	Unlinked Trips per Vehicle Revenue Mile	Unlinked Trips per Vehicle Revenue Hour
Demand Response	\$33.39	0.2	2.3
<b>Total</b>	<b>\$33.39</b>	<b>0.2</b>	<b>2.3</b>

Operating Expense per Vehicle Revenue Mile: Agency Total



Unlinked Passenger Trips per Vehicle Revenue Mile: Agency Total

