

**General Information**

**Service Consumption**

4,443 Annual Unlinked Trips (UPT)

**Service Supplied**

46,266 Annual Vehicle Revenue Miles (VRM)  
2,651 Annual Vehicle Revenue Hours (VRH)

**Summary of Operating Expenses (OE)**

\$209,585 Total Operating Expenses

**Database Information**

NTDID: 8R03-80296  
Reporter Type: Rural General Public Transit  
Asset Type: Tier II  
Sponsor NTDID: 8R03

**Assets**

Revenue Vehicles 4  
Service Vehicles -  
Facilities -

**Financial Information**

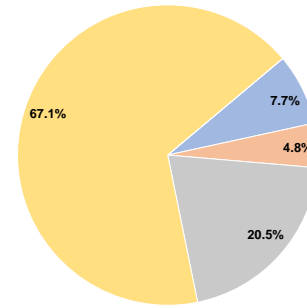
**Sources of Operating Funds Expended**

Fare Revenues	\$16,123	7.7%
Local Funds	\$10,000	4.8%
State Funds	\$42,871	20.5%
Federal Assistance	\$140,591	67.1%
Other Funds	\$0	0.0%
<b>Total Operating Funds Expended</b>	<b>\$209,585</b>	<b>100.0%</b>

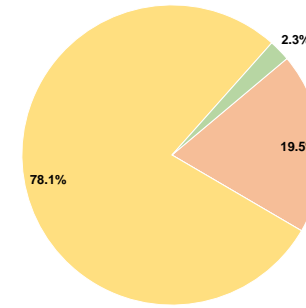
**Sources of Capital Funds Expended**

Fare Revenues	\$0	0.0%
Local Funds	\$51,004	19.5%
State Funds	\$0	0.0%
Federal Assistance	\$204,020	78.1%
Other Funds	\$6,050	2.3%
<b>Total Capital Funds Expended</b>	<b>\$261,074</b>	<b>100.0%</b>

**Operating Funding Sources**



**Capital Funding Sources**



**Performance Measure Targets - 2021**

- Performance Measure - Asset Type - Target % not in State of Good Repair
- Equipment - Automobiles - 29%
- Equipment - Trucks and other Rubber Tire Vehicles - 60%
- Facility - Administrative / Maintenance Facilities - 0%
- Facility - Passenger / Parking Facilities - 0%
- Rolling Stock - BU - Bus - 29%
- Rolling Stock - CU - Cutaway - 15%
- Rolling Stock - MV - Minivan - 11%
- Rolling Stock - SV - Sports Utility Vehicle - 50%
- Rolling Stock - VN - Van - 36%

**Modal Characteristics**

**Operation Characteristics**

**Vehicles Operated at Maximum Service**

Mode	Directly Operated	Purchased Transportation	Operating Expenses	Fare Revenues	Uses of Capital Funds	Annual Unlinked Trips	Annual Vehicle Revenue Miles	Annual Vehicle Revenue Hours
Demand Response	4	-	\$209,585	\$16,123	\$261,074	4,443	46,266	2,651
<b>Total</b>	<b>4</b>	<b>-</b>	<b>\$209,585</b>	<b>\$16,123</b>	<b>\$261,074</b>	<b>4,443</b>	<b>46,266</b>	<b>2,651</b>

**Performance Measures**

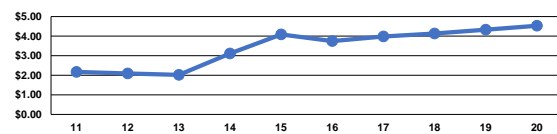
**Service Efficiency**

Mode	Operating Expenses per Vehicle Revenue Mile	Operating Expenses per Vehicle Revenue Hour
Demand Response	\$4.53	\$79.06
<b>Total</b>	<b>\$4.53</b>	<b>\$79.06</b>

**Service Effectiveness**

Mode	Operating Expenses per Unlinked Passenger Trip	Unlinked Trips per Vehicle Revenue Mile	Unlinked Trips per Vehicle Revenue Hour
Demand Response	\$47.17	0.1	1.7
<b>Total</b>	<b>\$47.17</b>	<b>0.1</b>	<b>1.7</b>

Operating Expense per Vehicle Revenue Mile: Agency Total



Unlinked Passenger Trips per Vehicle Revenue Mile: Agency Total

