

General Information

Service Consumption

44,044 Annual Unlinked Trips (UPT)

Service Supplied

122,272 Annual Vehicle Revenue Miles (VRM)
 11,360 Annual Vehicle Revenue Hours (VRH)

Summary of Operating Expenses (OE)

\$856,208 Total Operating Expenses

Database Information

NTDID: 8R04-80126
 Reporter Type: Rural General Public Transit
 Asset Type: Tier II
 Sponsor NTDID: 8R04

Assets

Revenue Vehicles 18
 Service Vehicles 1
 Facilities 1

Financial Information

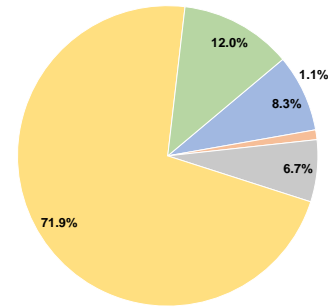
Sources of Operating Funds Expended

Fare Revenues	\$71,326	8.3%
Local Funds	\$9,004	1.1%
State Funds	\$57,173	6.7%
Federal Assistance	\$615,556	71.9%
Other Funds	\$103,149	12.0%
Total Operating Funds Expended	\$856,208	100.0%

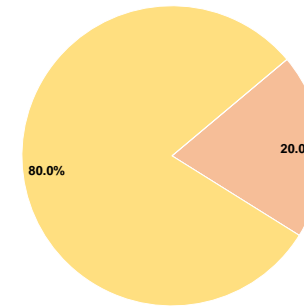
Sources of Capital Funds Expended

Fare Revenues	\$0	0.0%
Local Funds	\$60,405	20.0%
State Funds	\$0	0.0%
Federal Assistance	\$241,617	80.0%
Other Funds	\$0	0.0%
Total Capital Funds Expended	\$302,022	100.0%

Operating Funding Sources



Capital Funding Sources



Performance Measure Targets - 2021

- Performance Measure - Asset Type - Target % not in State of Good Repair
- Equipment - Automobiles - 40%
- Equipment - Trucks and other Rubber Tire Vehicles - 40%
- Facility - Administrative / Maintenance Facilities - 5%
- Facility - Passenger / Parking Facilities - 0%
- Rolling Stock - AO - Automobile - 28%
- Rolling Stock - BU - Bus - 28%
- Rolling Stock - CU - Cutaway - 28%
- Rolling Stock - MV - Minivan - 28%
- Rolling Stock - SB - School Bus - 28%
- Rolling Stock - SV - Sports Utility Vehicle - 28%
- Rolling Stock - VN - Van - 28%

Modal Characteristics

Operation Characteristics

Vehicles Operated at Maximum Service

Mode	Directly Operated	Purchased Transportation	Operating Expenses	Fare Revenues	Uses of Capital Funds	Annual Unlinked Trips	Annual Vehicle Revenue Miles	Annual Vehicle Revenue Hours
Demand Response	13	-	\$856,208	\$71,326	\$302,022	44,044	122,272	11,360
Total	13	-	\$856,208	\$71,326	\$302,022	44,044	122,272	11,360

Performance Measures

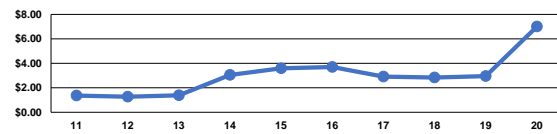
Service Efficiency

Mode	Operating Expenses per Vehicle Revenue Mile	Operating Expenses per Vehicle Revenue Hour
Demand Response	\$7.00	\$75.37
Total	\$7.00	\$75.37

Service Effectiveness

Mode	Operating Expenses per Unlinked Passenger Trip	Unlinked Trips per Vehicle Revenue Mile	Unlinked Trips per Vehicle Revenue Hour
Demand Response	\$19.44	0.4	3.9
Total	\$19.44	0.4	3.9

Operating Expense per Vehicle Revenue Mile: Agency Total



Unlinked Passenger Trips per Vehicle Revenue Mile: Agency Total

