

**General Information**

**Federally Recognized Tribal Statistical Areas**

Navajo Nation Reservation and Off-Reservation Trust Land, AZ--NM--UT

**Service Consumption**

48,079 Annual Unlinked Trips (UPT)

**Service Supplied**

349,133 Annual Vehicle Revenue Miles (VRM)  
 9,834 Annual Vehicle Revenue Hours (VRH)

**Database Information**

NTDID: 90005  
 Reporter Type: Tribal Reporter

Asset Type: 9R01  
 Sponsor NTDID:

Tier II  
 9R01

**Assets**

Revenue Vehicles 27  
 Service Vehicles 2  
 Facilities 1

**Financial Information**

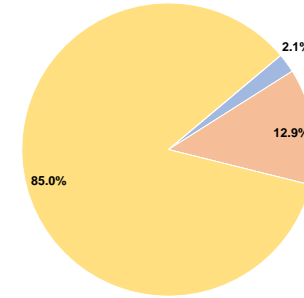
**Sources of Operating Funds Expended**

Fare Revenues	\$44,425	2.1%
Local Funds	\$268,086	12.9%
State Funds	\$0	0.0%
Federal Assistance	\$1,771,269	85.0%
Other Funds	\$0	0.0%
<b>Total Operating Funds Expended</b>	<b>\$2,083,780</b>	<b>100.0%</b>

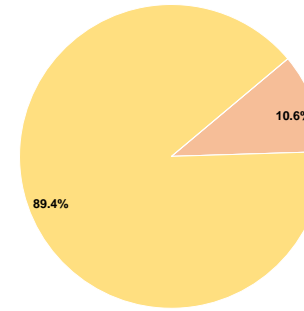
**Sources of Capital Funds Expended**

Fare Revenues	\$0	0.0%
Local Funds	\$12,641	10.6%
State Funds	\$0	0.0%
Federal Assistance	\$106,410	89.4%
Other Funds	\$0	0.0%
<b>Total Capital Funds Expended</b>	<b>\$119,051</b>	<b>100.0%</b>

**Operating Funding Sources**



**Capital Funding Sources**



**Performance Measure Targets - 2021**

- Performance Measure - Asset Type - Target % not in State of Good Repair
- Equipment - Automobiles - 50%
- Equipment - Trucks and other Rubber Tire Vehicles - 50%
- Facility - Administrative / Maintenance Facilities - 20%
- Rolling Stock - BR - Over-the-road Bus - 28%
- Rolling Stock - BU - Bus - 28%
- Rolling Stock - CU - Cutaway - 28%
- Rolling Stock - MV - Minivan - 28%
- Rolling Stock - VN - Van - 28%

**Modal Characteristics**

**Operation Characteristics**

**Vehicles Operated at Maximum Service**

Mode	Directly Operated	Purchased Transportation	Operating Expenses	Fare Revenues	Uses of Capital Funds	Annual Unlinked Trips	Annual Vehicle Revenue Miles	Annual Vehicle Revenue Hours	Average Fleet Age in Years <sup>a</sup>
Commuter Bus	16	-	\$2,083,780	\$44,425	\$119,051	48,079	349,133	9,834	6.4
<b>Total</b>	<b>16</b>	<b>-</b>	<b>\$2,083,780</b>	<b>\$44,425</b>	<b>\$119,051</b>	<b>48,079</b>	<b>349,133</b>	<b>9,834</b>	

**Performance Measures**

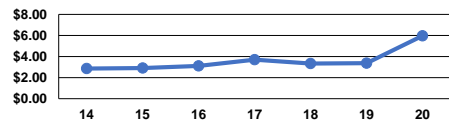
**Service Efficiency**

Mode	Operating Expenses per Vehicle Revenue Mile	Operating Expenses per Vehicle Revenue Hour
Commuter Bus	\$5.97	\$211.90
<b>Total</b>	<b>\$5.97</b>	<b>\$211.90</b>

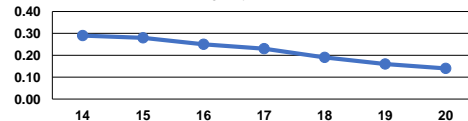
**Service Effectiveness**

Mode	Operating Expenses per Unlinked Passenger Trip	Unlinked Trips per Vehicle Revenue Mile	Unlinked Trips per Vehicle Revenue Hour
Commuter Bus	\$43.34	0.1	4.9
<b>Total</b>	<b>\$43.34</b>	<b>0.1</b>	<b>4.9</b>

Operating Expense per Vehicle Revenue Mile: Agency Total



Unlinked Passenger Trips per Vehicle Revenue Mile: Agency Total



**Notes:**

<sup>a</sup>Demand Response - Taxi (DT) and non-dedicated fleets do not report fleet age data.