

General Information

Urbanized Area (UZA) Statistics - 2010 Census

El Paso de Robles (Paso Robles)-Atascadero, CA

31 Square Miles
 65,088 Population
 423 Pop. Rank out of 498 UZAs

Service Area Statistics

25 Square Miles
 30,418 Population

Service Consumption

9,172 Annual Unlinked Trips (UPT)

Service Supplied

36,421 Annual Vehicle Revenue Miles (VRM)
 3,515 Annual Vehicle Revenue Hours (VRH)

Database Information

NTDID: 90194
 Reporter Type: Reduced Reporter

Asset Type: Tier II
 Sponsor NTDID: A0022

Financial Information

Sources of Operating Funds Expended

Fare Revenues	\$28,843	6.7%
Local Funds	\$9,674	2.3%
State Funds	\$101,337	23.6%
Federal Assistance	\$286,326	66.7%
Other Funds	\$3,291	0.8%
Total Operating Funds Expended	\$429,471	100.0%

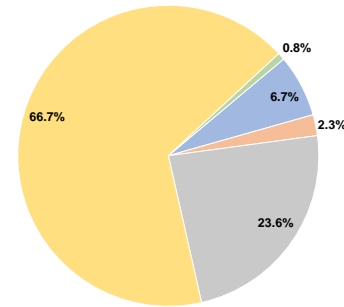
Sources of Capital Funds Expended

Fare Revenues	\$0
Local Funds	\$0
State Funds	\$0
Federal Assistance	\$0
Other Funds	\$0
Total Capital Funds Expended	\$0

Assets

Revenue Vehicles	6
Service Vehicles	0
Facilities	0

Operating Funding Sources



Performance Measure Targets - 2021

Performance Measure - Asset Type - Target % not in State of Good Repair

Modal Characteristics

Operation Characteristics

Vehicles Operated at Maximum Service

Mode	Directly Operated	Purchased Transportation	Operating Expenses	Fare Revenues	Uses of Capital Funds	Annual Unlinked Trips	Annual Vehicle Revenue Miles	Annual Vehicle Revenue Hours	Average Fleet Age in Years ^a
Demand Response	-	3	\$429,471	\$28,843	\$0	9,172	36,421	3,515	5.3
Total	-	3	\$429,471	\$28,843	\$0	9,172	36,421	3,515	

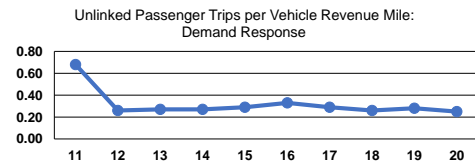
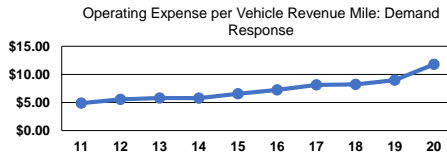
Performance Measures

Service Efficiency

Mode	Operating Expenses per Vehicle Revenue Mile	Operating Expenses per Vehicle Revenue Hour
Demand Response	\$11.79	\$122.18
Total	\$11.79	\$122.18

Service Effectiveness

Mode	Operating Expenses per Unlinked Passenger Trip	Unlinked Trips per Vehicle Revenue Mile	Unlinked Trips per Vehicle Revenue Hour
Demand Response	\$46.82	0.3	2.6
Total	\$46.82	0.3	2.6



Notes:

^aDemand Response - Taxi (DT) and non-dedicated fleets do not report fleet age data.