

General Information

Urbanized Area (UZA) Statistics - 2010 Census

Los Angeles-Long Beach-Anaheim, CA
 1,736 **Square Miles**
 12,150,996 **Population**
 2 **Pop. Rank out of 498 UZAs**

Service Area Statistics

10 **Square Miles**
 35,532 **Population**

Service Consumption

16,750 **Annual Unlinked Trips (UPT)**

Service Supplied

34,824 **Annual Vehicle Revenue Miles (VRM)**
 4,679 **Annual Vehicle Revenue Hours (VRH)**

Database Information

NTDID: 90283 **Asset Type:** Tier II
Reporter Type: Reduced Reporter **Sponsor NTDID:**

Financial Information

Sources of Operating Funds Expended

Fare Revenues	\$5,303	0.7%
Local Funds	\$743,060	99.3%
State Funds	\$0	0.0%
Federal Assistance	\$0	0.0%
Other Funds	\$0	0.0%
Total Operating Funds Expended	\$748,363	100.0%

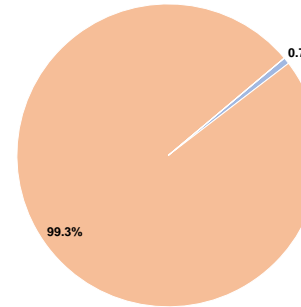
Sources of Capital Funds Expended

Fare Revenues	\$0
Local Funds	\$0
State Funds	\$0
Federal Assistance	\$0
Other Funds	\$0
Total Capital Funds Expended	\$0

Assets

Revenue Vehicles	5
Service Vehicles	0
Facilities	0

Operating Funding Sources



Performance Measure Targets - 2021

Performance Measure - Asset Type - Target % not in State of Good Repair

Modal Characteristics

Operation Characteristics

Vehicles Operated at Maximum Service

Mode	Directly Operated	Purchased Transportation	Operating Expenses	Fare Revenues	Uses of Capital Funds	Annual Unlinked Trips	Annual Vehicle Revenue Miles	Annual Vehicle Revenue Hours	Average Fleet Age in Years ^a
Demand Response	4	-	\$748,363	\$5,303	\$0	16,750	34,824	4,679	6.2
Total	4	-	\$748,363	\$5,303	\$0	16,750	34,824	4,679	

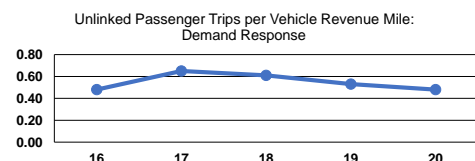
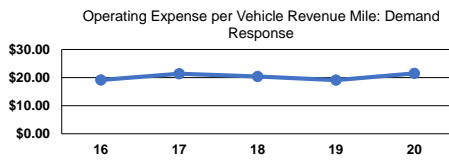
Performance Measures

Service Efficiency

Mode	Operating Expenses per Vehicle Revenue Mile	Operating Expenses per Vehicle Revenue Hour
Demand Response	\$21.49	\$159.94
Total	\$21.49	\$159.94

Service Effectiveness

Mode	Operating Expenses per Unlinked Passenger Trip	Unlinked Trips per Vehicle Revenue Mile	Unlinked Trips per Vehicle Revenue Hour
Demand Response	\$44.68	0.5	3.6
Total	\$44.68	0.5	3.6



Notes:

^aDemand Response - Taxi (DT) and non-dedicated fleets do not report fleet age data.