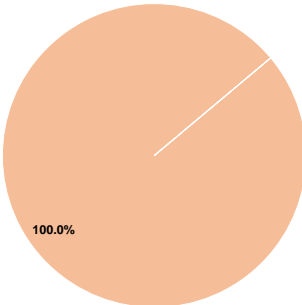
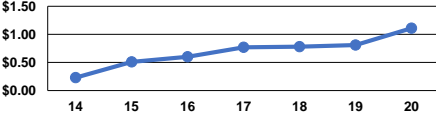
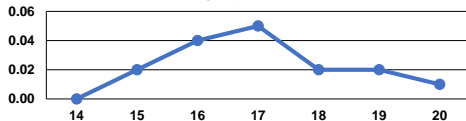


General Information			Financial Information			Performance Measure Targets - 2021			
Federally Recognized Tribal Statistical Areas Havasupai Reservation, AZ			Sources of Operating Funds Expended Fare Revenues \$0 0.0% Local Funds \$23,916 100.0% State Funds \$0 0.0% Federal Assistance \$0 0.0% Other Funds \$0 0.0% Total Operating Funds Expended \$23,916 100.0%			Operating Funding Sources 			
Service Consumption 216 Annual Unlinked Trips (UPT)			Sources of Capital Funds Expended Fare Revenues \$0 Local Funds \$0 State Funds \$0 Federal Assistance \$0 Other Funds \$0 Total Capital Funds Expended \$0			Performance Measure - Asset Type - Target % not in State of Good Repair Facility - Administrative / Maintenance Facilities - 0% Rolling Stock - CU - Cutaway - 0% Rolling Stock - VN - Van - 50%			
Service Supplied 21,466 Annual Vehicle Revenue Miles (VRM) 478 Annual Vehicle Revenue Hours (VRH)			Assets Revenue Vehicles 3 Service Vehicles 0 Facilities 1						
Database Information NTDID: 99298 Reporter Type: Tribal Reporter			Asset Type: Tier II Sponsor NTDID:						
Modal Characteristics									
Operation Characteristics			Vehicles Operated at Maximum Service						
Mode	Directly Operated	Purchased Transportation	Operating Expenses	Fare Revenues	Uses of Capital Funds	Annual Unlinked Trips	Annual Vehicle Revenue Miles	Annual Vehicle Revenue Hours	Average Fleet Age in Years ^a
Demand Response	3	-	\$23,916	\$0	\$0	216	21,466	478	6.3
Total	3	-	\$23,916	\$0	\$0	216	21,466	478	
Performance Measures			Service Efficiency			Service Effectiveness			
Mode	Operating Expenses per Vehicle Revenue Mile		Operating Expenses per Vehicle Revenue Hour		Mode	Operating Expenses per Unlinked Passenger Trip	Unlinked Trips per Vehicle Revenue Mile	Unlinked Trips per Vehicle Revenue Hour	
Demand Response	\$1.11		\$50.03		Demand Response	\$110.72	0.0	0.5	
Total	\$1.11		\$50.03		Total	\$110.72	0.0	0.5	
Operating Expense per Vehicle Revenue Mile: Agency Total			Unlinked Passenger Trips per Vehicle Revenue Mile: Agency Total						
									

Notes:
^aDemand Response - Taxi (DT) and non-dedicated fleets do not report fleet age data.