

**General Information**

**Federally Recognized Tribal Statistical Areas**  
 Elk Valley Rancheria and Off-Reservation Trust Land, CA

**Service Consumption**

184 Annual Unlinked Trips (UPT)

**Service Supplied**

9,030 Annual Vehicle Revenue Miles (VRM)  
 638 Annual Vehicle Revenue Hours (VRH)

**Database Information**

NTDID: 99452  
 Reporter Type: Tribal Reporter

Asset Type: Tier II  
 Sponsor NTDID:

**Financial Information**

**Sources of Operating Funds Expended**

Fare Revenues	\$0	0.0%
Local Funds	\$0	0.0%
State Funds	\$0	0.0%
Federal Assistance	\$44,367	100.0%
Other Funds	\$0	0.0%
<b>Total Operating Funds Expended</b>	<b>\$44,367</b>	<b>100.0%</b>

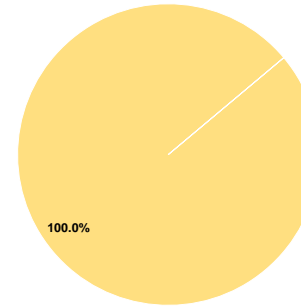
**Sources of Capital Funds Expended**

Fare Revenues	\$0
Local Funds	\$0
State Funds	\$0
Federal Assistance	\$0
Other Funds	\$0
<b>Total Capital Funds Expended</b>	<b>\$0</b>

**Assets**

Revenue Vehicles	2
Service Vehicles	0
Facilities	0

**Operating Funding Sources**



**Performance Measure Targets - 2021**

Performance Measure - Asset Type - Target % not in State of Good Repair  
 Rolling Stock - MV - Minivan - 0%  
 Rolling Stock - VN - Van - 0%

**Modal Characteristics**

**Operation Characteristics**

**Vehicles Operated at Maximum Service**

Mode	Directly Operated	Purchased Transportation	Operating Expenses	Fare Revenues	Uses of Capital Funds	Annual Unlinked Trips	Annual Vehicle Revenue Miles	Annual Vehicle Revenue Hours	Average Fleet Age in Years <sup>a</sup>
Demand Response	2	-	\$44,367	\$0	\$0	184	9,030	638	1.0
<b>Total</b>	<b>2</b>	<b>-</b>	<b>\$44,367</b>	<b>\$0</b>	<b>\$0</b>	<b>184</b>	<b>9,030</b>	<b>638</b>	

**Performance Measures**

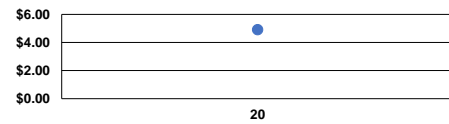
**Service Efficiency**

Mode	Operating Expenses per Vehicle Revenue Mile	Operating Expenses per Vehicle Revenue Hour
Demand Response	\$4.91	\$69.54
<b>Total</b>	<b>\$4.91</b>	<b>\$69.54</b>

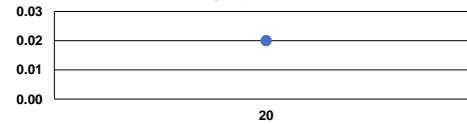
**Service Effectiveness**

Mode	Operating Expenses per Unlinked Passenger Trip	Unlinked Trips per Vehicle Revenue Mile	Unlinked Trips per Vehicle Revenue Hour
Demand Response	\$241.13	0.0	0.3
<b>Total</b>	<b>\$241.13</b>	<b>0.0</b>	<b>0.3</b>

Operating Expense per Vehicle Revenue Mile: Agency Total



Unlinked Passenger Trips per Vehicle Revenue Mile: Agency Total



**Notes:**

<sup>a</sup>Demand Response - Taxi (DT) and non-dedicated fleets do not report fleet age data.