

General Information

Service Consumption

123,579 Annual Unlinked Trips (UPT)

Service Supplied

76,848 Annual Vehicle Revenue Miles (VRM)
 5,580 Annual Vehicle Revenue Hours (VRH)

Summary of Operating Expenses (OE)

\$837,535 Total Operating Expenses

Database Information

NTDID: 9R02-91018
 Reporter Type: Rural General Public Transit
 Asset Type: Tier II
 Sponsor NTDID: A0009

Assets

Revenue Vehicles 7
 Service Vehicles 3
 Facilities 1

Financial Information

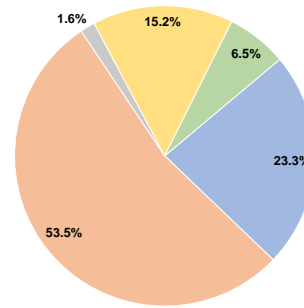
Sources of Operating Funds Expended

Fare Revenues	\$194,829	23.3%
Local Funds	\$447,777	53.5%
State Funds	\$13,339	1.6%
Federal Assistance	\$127,000	15.2%
Other Funds	\$54,590	6.5%
Total Operating Funds Expended	\$837,535	100.0%

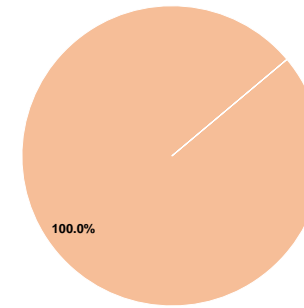
Sources of Capital Funds Expended

Fare Revenues	\$0	0.0%
Local Funds	\$216,217	100.0%
State Funds	\$0	0.0%
Federal Assistance	\$0	0.0%
Other Funds	\$0	0.0%
Total Capital Funds Expended	\$216,217	100.0%

Operating Funding Sources



Capital Funding Sources



Performance Measure Targets - 2021

Performance Measure - Asset Type - Target % not in State of Good Repair
 Equipment - Automobiles - 50%
 Equipment - Trucks and other Rubber Tire Vehicles - 50%
 Facility - Administrative / Maintenance Facilities - 0%
 Rolling Stock - BU - Bus - 13%
 Rolling Stock - CU - Cutaway - 43%

Modal Characteristics

Operation Characteristics

Vehicles Operated at Maximum Service

Mode	Directly Operated	Purchased Transportation	Operating Expenses	Fare Revenues	Uses of Capital Funds	Annual Unlinked Trips	Annual Vehicle Revenue Miles	Annual Vehicle Revenue Hours
Bus	3	-	\$837,535	\$194,829	\$216,217	123,579	76,848	5,580
Total	3	-	\$837,535	\$194,829	\$216,217	123,579	76,848	5,580

Performance Measures

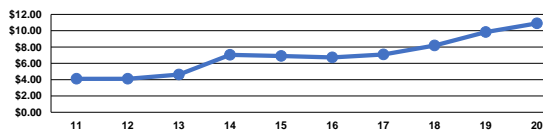
Service Efficiency

Mode	Operating Expenses per Vehicle Revenue Mile	Operating Expenses per Vehicle Revenue Hour
Bus	\$10.90	\$150.10
Total	\$10.90	\$150.10

Service Effectiveness

Mode	Operating Expenses per Unlinked Passenger Trip	Unlinked Trips per Vehicle Revenue Mile	Unlinked Trips per Vehicle Revenue Hour
Bus	\$6.78	1.6	22.1
Total	\$6.78	1.6	22.1

Operating Expense per Vehicle Revenue Mile: Agency Total



Unlinked Passenger Trips per Vehicle Revenue Mile: Agency Total

