

**General Information**

**Service Consumption**

31,425 Annual Unlinked Trips (UPT)

**Service Supplied**

61,054 Annual Vehicle Revenue Miles (VRM)  
 4,439 Annual Vehicle Revenue Hours (VRH)

**Summary of Operating Expenses (OE)**

\$657,994 Total Operating Expenses

**Database Information**

NTDID: 9R02-91032  
 Reporter Type: Rural General Public Transit  
 Asset Type: Tier II  
 Sponsor NTDID:

**Assets**

Revenue Vehicles 5  
 Service Vehicles 1  
 Facilities -

**Financial Information**

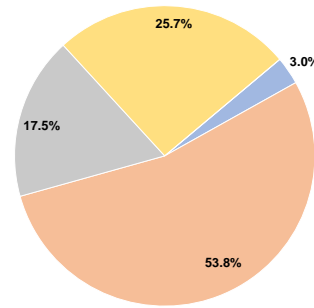
**Sources of Operating Funds Expended**

Fare Revenues	\$19,735	3.0%
Local Funds	\$353,836	53.8%
State Funds	\$115,316	17.5%
Federal Assistance	\$169,107	25.7%
Other Funds	\$0	0.0%
<b>Total Operating Funds Expended</b>	<b>\$657,994</b>	<b>100.0%</b>

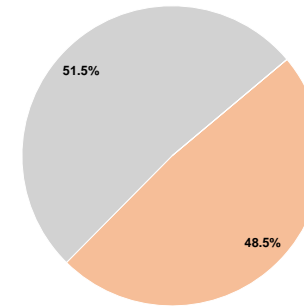
**Sources of Capital Funds Expended**

Fare Revenues	\$0	0.0%
Local Funds	\$209,983	48.5%
State Funds	\$222,767	51.5%
Federal Assistance	\$0	0.0%
Other Funds	\$0	0.0%
<b>Total Capital Funds Expended</b>	<b>\$432,750</b>	<b>100.0%</b>

**Operating Funding Sources**



**Capital Funding Sources**



**Performance Measure Targets - 2021**

Performance Measure - Asset Type - Target % not in State of Good Repair  
 Equipment - Trucks and other Rubber Tire Vehicles - 0%  
 Rolling Stock - BU - Bus - 0%  
 Rolling Stock - CU - Cutaway - 0%

**Modal Characteristics**

**Operation Characteristics**

**Vehicles Operated at Maximum Service**

Mode	Directly Operated	Purchased Transportation	Operating Expenses	Fare Revenues	Uses of Capital Funds	Annual Unlinked Trips	Annual Vehicle Revenue Miles	Annual Vehicle Revenue Hours
Bus	5	-	\$657,994	\$19,735	\$432,750	31,425	61,054	4,439
<b>Total</b>	<b>5</b>	<b>-</b>	<b>\$657,994</b>	<b>\$19,735</b>	<b>\$432,750</b>	<b>31,425</b>	<b>61,054</b>	<b>4,439</b>

**Performance Measures**

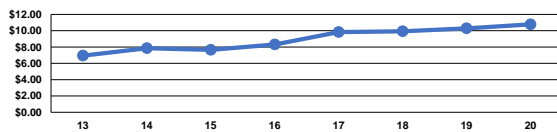
**Service Efficiency**

Mode	Operating Expenses per Vehicle Revenue Mile	Operating Expenses per Vehicle Revenue Hour
Bus	\$10.78	\$148.23
<b>Total</b>	<b>\$10.78</b>	<b>\$148.23</b>

**Service Effectiveness**

Mode	Operating Expenses per Unlinked Passenger Trip	Unlinked Trips per Vehicle Revenue Mile	Unlinked Trips per Vehicle Revenue Hour
Bus	\$20.94	0.5	7.1
<b>Total</b>	<b>\$20.94</b>	<b>0.5</b>	<b>7.1</b>

Operating Expense per Vehicle Revenue Mile: Agency Total



Unlinked Passenger Trips per Vehicle Revenue Mile: Agency Total

