

General Information

Service Consumption

10,588 Annual Unlinked Trips (UPT)

Service Supplied

121,273 Annual Vehicle Revenue Miles (VRM)
 3,819 Annual Vehicle Revenue Hours (VRH)

Summary of Operating Expenses (OE)

\$628,099 Total Operating Expenses

Database Information

NTDID: 9R02-91035
 Reporter Type: Rural General Public Transit
 Asset Type: Tier II
 Sponsor NTDID:

Assets

Revenue Vehicles 9
 Service Vehicles 1
 Facilities -

Financial Information

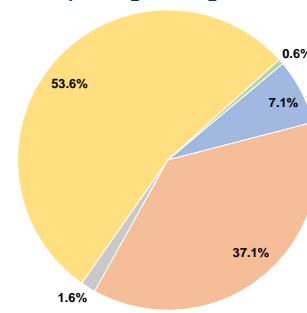
Sources of Operating Funds Expended

Fare Revenues	\$44,386	7.1%
Local Funds	\$233,301	37.1%
State Funds	\$10,122	1.6%
Federal Assistance	\$336,786	53.6%
Other Funds	\$3,504	0.6%
Total Operating Funds Expended	\$628,099	100.0%

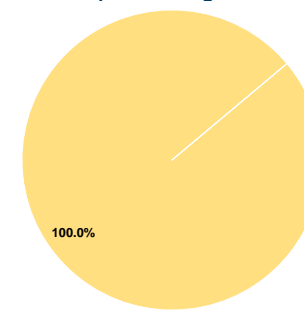
Sources of Capital Funds Expended

Fare Revenues	\$0	0.0%
Local Funds	\$0	0.0%
State Funds	\$0	0.0%
Federal Assistance	\$393,581	100.0%
Other Funds	\$0	0.0%
Total Capital Funds Expended	\$393,581	100.0%

Operating Funding Sources



Capital Funding Sources



Performance Measure Targets - 2021

Performance Measure - Asset Type - Target % not in State of Good Repair
 Equipment - Trucks and other Rubber Tire Vehicles - 0%
 Rolling Stock - CU - Cutaway - 0%
 Rolling Stock - MV - Minivan - 0%

Modal Characteristics

Operation Characteristics

Vehicles Operated at Maximum Service

Mode	Directly Operated	Purchased Transportation	Operating Expenses	Fare Revenues	Uses of Capital Funds	Annual Unlinked Trips	Annual Vehicle Revenue Miles	Annual Vehicle Revenue Hours
Bus	4	-	\$628,099	\$44,386	\$393,581	10,588	121,273	3,819
Total	4	-	\$628,099	\$44,386	\$393,581	10,588	121,273	3,819

Performance Measures

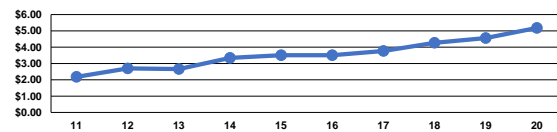
Service Efficiency

Mode	Operating Expenses per Vehicle Revenue Mile	Operating Expenses per Vehicle Revenue Hour
Bus	\$5.18	\$164.47
Total	\$5.18	\$164.47

Service Effectiveness

Mode	Operating Expenses per Unlinked Passenger Trip	Unlinked Trips per Vehicle Revenue Mile	Unlinked Trips per Vehicle Revenue Hour
Bus	\$59.32	0.1	2.8
Total	\$59.32	0.1	2.8

Operating Expense per Vehicle Revenue Mile: Agency Total



Unlinked Passenger Trips per Vehicle Revenue Mile: Agency Total

