

General Information

Service Consumption

12,218 Annual Unlinked Trips (UPT)

Service Supplied

31,544 Annual Vehicle Revenue Miles (VRM)
 2,126 Annual Vehicle Revenue Hours (VRH)

Summary of Operating Expenses (OE)

\$252,949 Total Operating Expenses

Database Information

NTDID: 9R02-91111
 Reporter Type: Rural General Public Transit
 Asset Type: Tier II
 Sponsor NTDID:

Assets

Revenue Vehicles 4
 Service Vehicles -
 Facilities 2

Financial Information

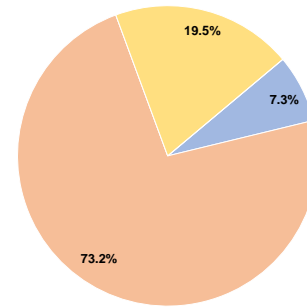
Sources of Operating Funds Expended

Fare Revenues	\$18,500	7.3%
Local Funds	\$185,102	73.2%
State Funds	\$0	0.0%
Federal Assistance	\$49,347	19.5%
Other Funds	\$0	0.0%
Total Operating Funds Expended	\$252,949	100.0%

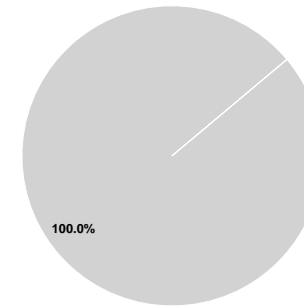
Sources of Capital Funds Expended

Fare Revenues	\$0	0.0%
Local Funds	\$0	0.0%
State Funds	\$211,615	100.0%
Federal Assistance	\$0	0.0%
Other Funds	\$0	0.0%
Total Capital Funds Expended	\$211,615	100.0%

Operating Funding Sources



Capital Funding Sources



Performance Measure Targets - 2021

Performance Measure - Asset Type - Target % not in State of Good Repair
 Facility - Administrative / Maintenance Facilities - 0%
 Rolling Stock - BU - Bus - 33%

Modal Characteristics

Operation Characteristics

Vehicles Operated at Maximum Service

Mode	Directly Operated	Purchased Transportation	Operating Expenses	Fare Revenues	Uses of Capital Funds	Annual Unlinked Trips	Annual Vehicle Revenue Miles	Annual Vehicle Revenue Hours
Demand Response	3	-	\$252,949	\$18,500	\$211,615	12,218	31,544	2,126
Total	3	-	\$252,949	\$18,500	\$211,615	12,218	31,544	2,126

Performance Measures

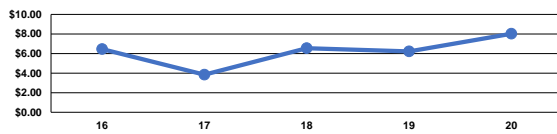
Service Efficiency

Mode	Operating Expenses per Vehicle Revenue Mile	Operating Expenses per Vehicle Revenue Hour
Demand Response	\$8.02	\$118.98
Total	\$8.02	\$118.98

Service Effectiveness

Mode	Operating Expenses per Unlinked Passenger Trip	Unlinked Trips per Vehicle Revenue Mile	Unlinked Trips per Vehicle Revenue Hour
Demand Response	\$20.70	0.4	5.7
Total	\$20.70	0.4	5.7

Operating Expense per Vehicle Revenue Mile: Agency Total



Unlinked Passenger Trips per Vehicle Revenue Mile: Agency Total

