

General Information

Service Consumption
 33,955 Annual Unlinked Trips (UPT)

Service Supplied
 273,108 Annual Vehicle Revenue Miles (VRM)
 10,951 Annual Vehicle Revenue Hours (VRH)

Summary of Operating Expenses (OE)
 \$1,062,647 Total Operating Expenses

Database Information

NTDID: 9R02-99442
 Reporter Type: Rural General Public Transit
 Asset Type: Tier II
 Sponsor NTDID:

Assets

Revenue Vehicles 11
 Service Vehicles 1
 Facilities -

Financial Information

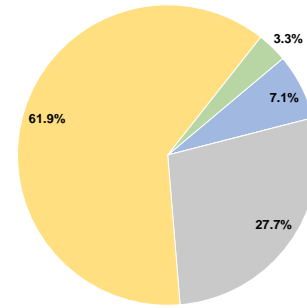
Sources of Operating Funds Expended

Fare Revenues	\$75,615	7.1%
Local Funds	\$0	0.0%
State Funds	\$294,172	27.7%
Federal Assistance	\$658,276	61.9%
Other Funds	\$34,584	3.3%
Total Operating Funds Expended	\$1,062,647	100.0%

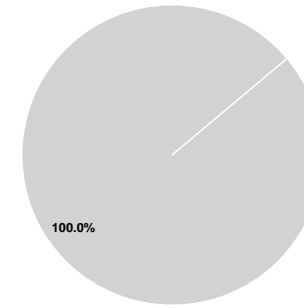
Sources of Capital Funds Expended

Fare Revenues	\$0	0.0%
Local Funds	\$0	0.0%
State Funds	\$200,175	100.0%
Federal Assistance	\$0	0.0%
Other Funds	\$0	0.0%
Total Capital Funds Expended	\$200,175	100.0%

Operating Funding Sources



Capital Funding Sources



Performance Measure Targets - 2021

Performance Measure - Asset Type - Target % not in State of Good Repair
 Equipment - Trucks and other Rubber Tire Vehicles - 0%
 Rolling Stock - CU - Cutaway - 22%
 Rolling Stock - MV - Minivan - 0%

Modal Characteristics

Operation Characteristics

Vehicles Operated at Maximum Service

Mode	Directly Operated	Purchased Transportation	Operating Expenses	Fare Revenues	Uses of Capital Funds	Annual Unlinked Trips	Annual Vehicle Revenue Miles	Annual Vehicle Revenue Hours
Bus	-	6	\$1,062,647	\$75,615	\$200,175	33,955	273,108	10,951
Total	-	6	\$1,062,647	\$75,615	\$200,175	33,955	273,108	10,951

Performance Measures


Service Efficiency

Mode	Operating Expenses per Vehicle Revenue Mile	Operating Expenses per Vehicle Revenue Hour
Bus	\$3.89	\$97.04
Total	\$3.89	\$97.04

Service Effectiveness

Mode	Operating Expenses per Unlinked Passenger Trip	Unlinked Trips per Vehicle Revenue Mile	Unlinked Trips per Vehicle Revenue Hour
Bus	\$31.30	0.1	3.1
Total	\$31.30	0.1	3.1

Operating Expense per Vehicle Revenue Mile: Agency Total



Unlinked Passenger Trips per Vehicle Revenue Mile: Agency Total

