

**General Information**

**Service Consumption**

35,553 Annual Unlinked Trips (UPT)

**Service Supplied**

145,163 Annual Vehicle Revenue Miles (VRM)  
 6,464 Annual Vehicle Revenue Hours (VRH)

**Summary of Operating Expenses (OE)**

\$1,165,795 Total Operating Expenses

**Database Information**

NTDID: 9R02-99454  
 Reporter Type: Rural General Public Transit  
 Asset Type: Tier II  
 Sponsor NTDID:

**Assets**

Revenue Vehicles 9  
 Service Vehicles -  
 Facilities 1

**Financial Information**

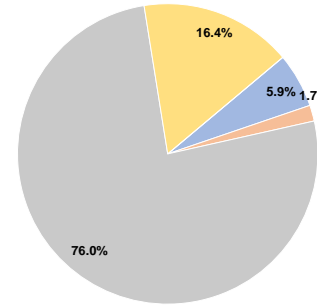
**Sources of Operating Funds Expended**

Fare Revenues	\$68,536	5.9%
Local Funds	\$20,000	1.7%
State Funds	\$885,970	76.0%
Federal Assistance	\$191,289	16.4%
Other Funds	\$0	0.0%
<b>Total Operating Funds Expended</b>	<b>\$1,165,795</b>	<b>100.0%</b>

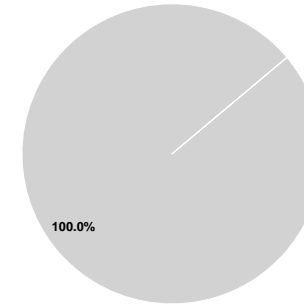
**Sources of Capital Funds Expended**

Fare Revenues	\$0	0.0%
Local Funds	\$0	0.0%
State Funds	\$136,177	100.0%
Federal Assistance	\$0	0.0%
Other Funds	\$0	0.0%
<b>Total Capital Funds Expended</b>	<b>\$136,177</b>	<b>100.0%</b>

**Operating Funding Sources**



**Capital Funding Sources**



**Performance Measure Targets - 2021**

Performance Measure - Asset Type - Target % not in State of Good Repair  
 Facility - Administrative / Maintenance Facilities - 0%  
 Rolling Stock - CU - Cutaway - 33%

**Modal Characteristics**

**Operation Characteristics**

**Vehicles Operated at Maximum Service**

Mode	Directly Operated	Purchased Transportation	Operating Expenses	Fare Revenues	Uses of Capital Funds	Annual Unlinked Trips	Annual Vehicle Revenue Miles	Annual Vehicle Revenue Hours
Commuter Bus	-	1	\$196,899	\$11,774	\$0	5,322	37,523	1,066
Bus	-	5	\$968,896	\$56,762	\$136,177	30,231	107,640	5,398
<b>Total</b>	<b>-</b>	<b>6</b>	<b>\$1,165,795</b>	<b>\$68,536</b>	<b>\$136,177</b>	<b>35,553</b>	<b>145,163</b>	<b>6,464</b>

**Performance Measures**

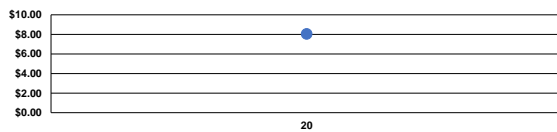
**Service Efficiency**

Mode	Operating Expenses per Vehicle Revenue Mile	Operating Expenses per Vehicle Revenue Hour
Commuter Bus	\$5.25	\$184.71
Bus	\$9.00	\$179.49
<b>Total</b>	<b>\$8.03</b>	<b>\$180.35</b>

**Service Effectiveness**

Mode	Operating Expenses per Unlinked Passenger Trip	Unlinked Trips per Vehicle Revenue Mile	Unlinked Trips per Vehicle Revenue Hour
Commuter Bus	\$37.00	0.1	5.0
Bus	\$32.05	0.3	5.6
<b>Total</b>	<b>\$32.79</b>	<b>0.2</b>	<b>5.5</b>

Operating Expense per Vehicle Revenue Mile: Agency Total



Unlinked Passenger Trips per Vehicle Revenue Mile: Agency Total

