

General Information

Service Consumption

851 Annual Unlinked Trips (UPT)

Service Supplied

2,385 Annual Vehicle Revenue Miles (VRM)
 285 Annual Vehicle Revenue Hours (VRH)

Summary of Operating Expenses (OE)

\$445,527 Total Operating Expenses

Database Information

NTDID: 9R06-91004
 Reporter Type: Rural General Public Transit
 Asset Type: Tier II
 Sponsor NTDID: 9R06

Assets

Revenue Vehicles 2
 Service Vehicles 1
 Facilities 4

Financial Information

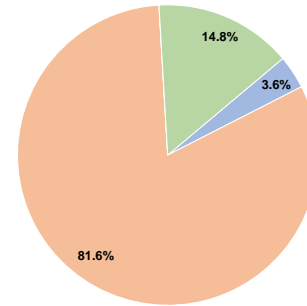
Sources of Operating Funds Expended

Fare Revenues	\$16,035	3.6%
Local Funds	\$363,481	81.6%
State Funds	\$0	0.0%
Federal Assistance	\$0	0.0%
Other Funds	\$66,011	14.8%
Total Operating Funds Expended	\$445,527	100.0%

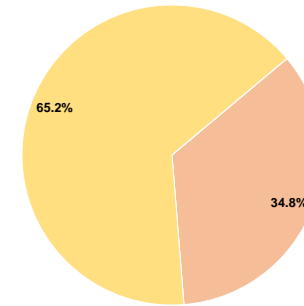
Sources of Capital Funds Expended

Fare Revenues	\$0	0.0%
Local Funds	\$996,673	34.8%
State Funds	\$0	0.0%
Federal Assistance	\$1,864,000	65.2%
Other Funds	\$0	0.0%
Total Capital Funds Expended	\$2,860,673	100.0%

Operating Funding Sources



Capital Funding Sources



Performance Measure Targets - 2021

Performance Measure - Asset Type - Target % not in State of Good Repair
 Equipment - Trucks and other Rubber Tire Vehicles - 0%
 Facility - Administrative / Maintenance Facilities - 0%
 Facility - Passenger / Parking Facilities - 0%
 Rolling Stock - CU - Cutaway - 0%
 Rolling Stock - FB - Ferryboat - 0%
 Rolling Stock - VN - Van - 0%

Modal Characteristics

Operation Characteristics

Vehicles Operated at Maximum Service

Mode	Directly Operated	Purchased Transportation	Operating Expenses	Fare Revenues	Uses of Capital Funds	Annual Unlinked Trips	Annual Vehicle Revenue Miles	Annual Vehicle Revenue Hours
Ferryboat	1	-	\$445,527	\$16,035	\$2,860,673	851	2,385	285
Total	1	-	\$445,527	\$16,035	\$2,860,673	851	2,385	285

Performance Measures

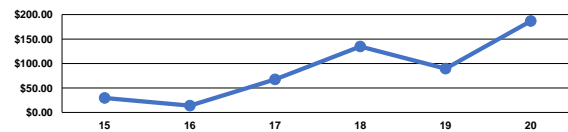
Service Efficiency

Mode	Operating Expenses per Vehicle Revenue Mile	Operating Expenses per Vehicle Revenue Hour
Ferryboat	\$186.80	\$1,563.25
Total	\$186.80	\$1,563.25

Service Effectiveness

Mode	Operating Expenses per Unlinked Passenger Trip	Unlinked Trips per Vehicle Revenue Mile	Unlinked Trips per Vehicle Revenue Hour
Ferryboat	\$523.53	0.4	3.0
Total	\$523.53	0.4	3.0

Operating Expense per Vehicle Revenue Mile: Agency Total



Unlinked Passenger Trips per Vehicle Revenue Mile: Agency Total

