

General Information

Urbanized Area (UZA) Statistics - 2010 Census
 Tulalip Reservation and Off-Reservation Trust Land, WA

0 Square Miles
 0 Population
 0 Pop. Rank out of 498 UZAs

Service Area Statistics

19 Square Miles
 5,303 Population

Service Consumption

680 Annual Unlinked Trips (UPT)

Service Supplied

15,015 Annual Vehicle Revenue Miles (VRM)
 1,390 Annual Vehicle Revenue Hours (VRH)

Database Information

NTDID: 00060 Asset Type: Tier II
 Reporter Type: Tribal Reporter Sponsor NTDID:

Financial Information

Sources of Operating Funds Expended

Fare Revenues	\$0	0.0%
Local Funds	\$67,067	75.4%
State Funds	\$0	0.0%
Federal Assistance	\$21,875	24.6%
Other Funds	\$0	0.0%
Total Operating Funds Expended	\$88,942	100.0%

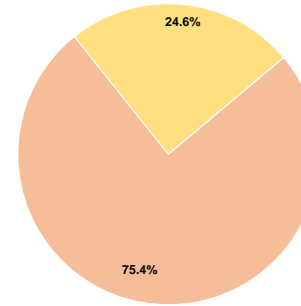
Sources of Capital Funds Expended

Fare Revenues	\$0
Local Funds	\$0
State Funds	\$0
Federal Assistance	\$0
Other Funds	\$0
Total Capital Funds Expended	\$0

Assets

Revenue Vehicles	3
Service Vehicles	0
Facilities	0

Operating Funding Sources



Performance Measure Targets - 2022

Performance Measure - Asset Type - Target % not in State of Good Repair
 Rolling Stock - CU - Cutaway - 0%

Modal Characteristics

Operation Characteristics

Vehicles Operated at Maximum Service

Mode	Directly Operated	Purchased Transportation	Operating Expenses	Fare Revenues	Uses of Capital Funds	Annual Unlinked Trips	Annual Vehicle Revenue Miles	Annual Vehicle Revenue Hours	Average Fleet Age in Years ^a
Bus	1	-	\$88,942	\$0	\$0	680	15,015	1,390	7.7
Total	1	-	\$88,942	\$0	\$0	680	15,015	1,390	

Performance Measures

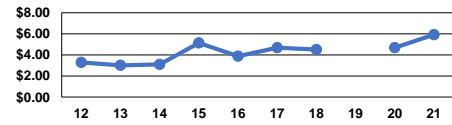
Service Efficiency

Mode	Operating Expenses per Vehicle Revenue Mile	Operating Expenses per Vehicle Revenue Hour
Bus	\$5.92	\$63.99
Total	\$5.92	\$63.99

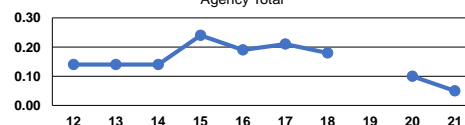
Service Effectiveness

Mode	Operating Expenses per Unlinked Passenger Trip	Unlinked Trips per Vehicle Revenue Mile	Unlinked Trips per Vehicle Revenue Hour
Bus	\$130.80	0.0	0.5
Total	\$130.80	0.0	0.5

Operating Expense per Vehicle Revenue Mile: Agency Total



Unlinked Passenger Trips per Vehicle Revenue Mile: Agency Total



Notes:

^aDemand Response - Taxi (DR/TX) and non-dedicated fleets do not report fleet age data.