

**General Information**

**Federally Recognized Tribal Statistical Areas**  
Seldovia ANVSA, AK

**Service Consumption**  
17,139 Annual Unlinked Trips (UPT)

**Service Supplied**  
6,360 Annual Vehicle Revenue Miles (VRM)  
318 Annual Vehicle Revenue Hours (VRH)

**Database Information**  
NTDID: 00199  
Reporter Type: Tribal Reporter

Asset Type: Tier II  
Sponsor NTDID:

**Assets**  
Revenue Vehicles: 1  
Service Vehicles: 0  
Facilities: 3

**Financial Information**

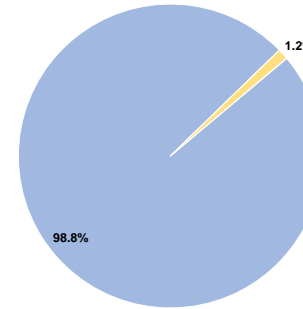
**Sources of Operating Funds Expended**

Fare Revenues	\$364,149	98.8%
Local Funds	\$0	0.0%
State Funds	\$0	0.0%
Federal Assistance	\$4,251	1.2%
Other Funds	\$0	0.0%
<b>Total Operating Funds Expended</b>	<b>\$368,400</b>	<b>100.0%</b>

**Sources of Capital Funds Expended**

Fare Revenues	\$0
Local Funds	\$0
State Funds	\$0
Federal Assistance	\$0
Other Funds	\$0
<b>Total Capital Funds Expended</b>	<b>\$0</b>

**Operating Funding Sources**



**Performance Measure Targets - 2022**

Performance Measure - Asset Type - Target % not in State of Good Repair  
Rolling Stock - FB - Ferryboat - 0%

**Modal Characteristics**

**Operation Characteristics**

**Vehicles Operated at Maximum Service**

Mode	Directly Operated	Purchased Transportation	Operating Expenses	Fare Revenues	Uses of Capital Funds	Annual Unlinked Trips	Annual Vehicle Revenue Miles	Annual Vehicle Revenue Hours	Average Fleet Age in Years <sup>a</sup>
Ferryboat	1	-	\$368,400	\$364,149	\$0	17,139	6,360	318	12.0
<b>Total</b>	<b>1</b>	<b>-</b>	<b>\$368,400</b>	<b>\$364,149</b>	<b>\$0</b>	<b>17,139</b>	<b>6,360</b>	<b>318</b>	

**Performance Measures**

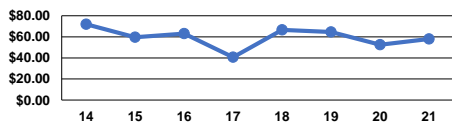
**Service Efficiency**

Mode	Operating Expenses per Vehicle Revenue Mile	Operating Expenses per Vehicle Revenue Hour
Ferryboat	\$57.92	\$1,158.49
<b>Total</b>	<b>\$57.92</b>	<b>\$1,158.49</b>

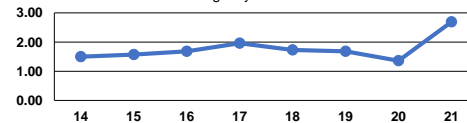
**Service Effectiveness**

Mode	Operating Expenses per Unlinked Passenger Trip	Unlinked Trips per Vehicle Revenue Mile	Unlinked Trips per Vehicle Revenue Hour
Ferryboat	\$21.49	2.7	53.9
<b>Total</b>	<b>\$21.49</b>	<b>2.7</b>	<b>53.9</b>

Operating Expense per Vehicle Revenue Mile: Agency Total



Unlinked Passenger Trips per Vehicle Revenue Mile: Agency Total



**Notes:**

<sup>a</sup>Demand Response - Taxi (DR/TX) and non-dedicated fleets do not report fleet age data.