

**General Information**

**Federally Recognized Tribal Statistical Areas**  
 Noatak ANVSA, AK

**Service Consumption**

760 Annual Unlinked Trips (UPT)

**Service Supplied**

7,220 Annual Vehicle Revenue Miles (VRM)  
 965 Annual Vehicle Revenue Hours (VRH)

**Database Information**

NTDID: 00247  
 Reporter Type: Tribal Reporter

Asset Type: Tier II  
 Sponsor NTDID:

**Financial Information**

**Sources of Operating Funds Expended**

Fare Revenues	\$0	0.0%
Local Funds	\$30,269	76.0%
State Funds	\$0	0.0%
Federal Assistance	\$9,583	24.0%
Other Funds	\$0	0.0%
<b>Total Operating Funds Expended</b>	<b>\$39,852</b>	<b>100.0%</b>

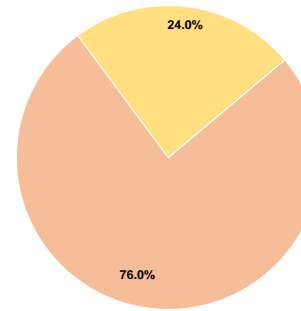
**Sources of Capital Funds Expended**

Fare Revenues	\$0
Local Funds	\$0
State Funds	\$0
Federal Assistance	\$0
Other Funds	\$0
<b>Total Capital Funds Expended</b>	<b>\$0</b>

**Assets**

Revenue Vehicles	1
Service Vehicles	0
Facilities	0

**Operating Funding Sources**



**Performance Measure Targets - 2022**

Performance Measure - Asset Type - Target % not in State of Good Repair  
 Rolling Stock - VN - Van - 100%

**Modal Characteristics**

**Operation Characteristics**

**Vehicles Operated at Maximum Service**

Mode	Directly Operated	Purchased Transportation	Operating Expenses	Fare Revenues	Uses of Capital Funds	Annual Unlinked Trips	Annual Vehicle Revenue Miles	Annual Vehicle Revenue Hours	Average Fleet Age in Years <sup>a</sup>
Demand Response	1	-	\$39,852	\$0	\$0	760	7,220	965	9.0
<b>Total</b>	<b>1</b>	<b>-</b>	<b>\$39,852</b>	<b>\$0</b>	<b>\$0</b>	<b>760</b>	<b>7,220</b>	<b>965</b>	

**Performance Measures**

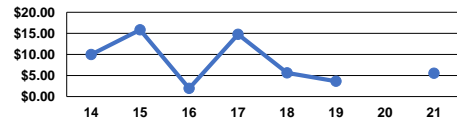
**Service Efficiency**

Mode	Operating Expenses per Vehicle Revenue Mile	Operating Expenses per Vehicle Revenue Hour
Demand Response	\$5.52	\$41.30
<b>Total</b>	<b>\$5.52</b>	<b>\$41.30</b>

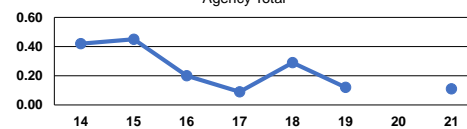
**Service Effectiveness**

Mode	Operating Expenses per Unlinked Passenger Trip	Unlinked Trips per Vehicle Revenue Mile	Unlinked Trips per Vehicle Revenue Hour
Demand Response	\$52.44	0.1	0.8
<b>Total</b>	<b>\$52.44</b>	<b>0.1</b>	<b>0.8</b>

Operating Expense per Vehicle Revenue Mile: Agency Total



Unlinked Passenger Trips per Vehicle Revenue Mile: Agency Total



**Notes:**

<sup>a</sup>Demand Response - Taxi (DR/TX) and non-dedicated fleets do not report fleet age data.