

General Information

Federally Recognized Tribal Statistical Areas

Lower Elwha Reservation and Off-Reservation Trust Land, WA

Service Consumption

441 Annual Unlinked Trips (UPT)

Service Supplied

9,820 Annual Vehicle Revenue Miles (VRM)
 341 Annual Vehicle Revenue Hours (VRH)

Database Information

NTDID: 00401
 Reporter Type: Tribal Reporter

Asset Type: Tier II
 Sponsor NTDID:

Financial Information

Sources of Operating Funds Expended

Fare Revenues	\$0	0.0%
Local Funds	\$0	0.0%
State Funds	\$0	0.0%
Federal Assistance	\$23,236	100.0%
Other Funds	\$0	0.0%
Total Operating Funds Expended	\$23,236	100.0%

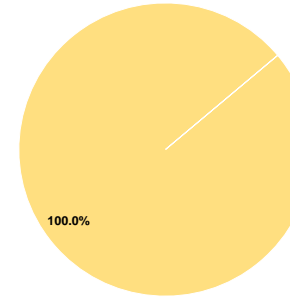
Sources of Capital Funds Expended

Fare Revenues	\$0	0.0%
Local Funds	\$0	0.0%
State Funds	\$34,970	80.0%
Federal Assistance	\$8,742	20.0%
Other Funds	\$0	0.0%
Total Capital Funds Expended	\$43,712	100.0%

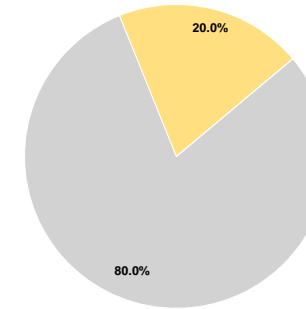
Assets

Revenue Vehicles	2
Service Vehicles	0
Facilities	0

Operating Funding Sources



Capital Funding Sources



Performance Measure Targets - 2022

Performance Measure - Asset Type - Target % not in State of Good Repair
 Rolling Stock - VN - Van - 50%

Modal Characteristics

Operation Characteristics

Vehicles Operated at Maximum Service

Mode	Directly Operated	Purchased Transportation	Operating Expenses	Fare Revenues	Uses of Capital Funds	Annual Unlinked Trips	Annual Vehicle Revenue Miles	Annual Vehicle Revenue Hours	Average Fleet Age in Years ^a
Bus	1	-	\$23,236	\$0	\$43,712	441	9,820	341	8.5
Total	1	-	\$23,236	\$0	\$43,712	441	9,820	341	

Performance Measures

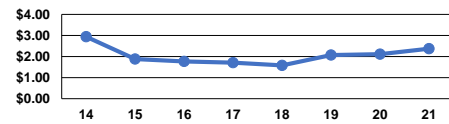
Service Efficiency

Mode	Operating Expenses per Vehicle Revenue Mile	Operating Expenses per Vehicle Revenue Hour
Bus	\$2.37	\$68.14
Total	\$2.37	\$68.14

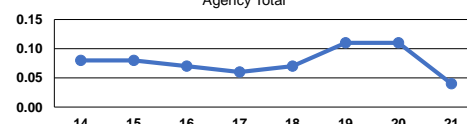
Service Effectiveness

Mode	Operating Expenses per Unlinked Passenger Trip	Unlinked Trips per Vehicle Revenue Mile	Unlinked Trips per Vehicle Revenue Hour
Bus	\$52.69	0.0	1.3
Total	\$52.69	0.0	1.3

Operating Expense per Vehicle Revenue Mile: Agency Total



Unlinked Passenger Trips per Vehicle Revenue Mile: Agency Total



Notes:

^aDemand Response - Taxi (DR/TX) and non-dedicated fleets do not report fleet age data.