

**General Information**

**Federally Recognized Tribal Statistical Areas**  
 Unalakleet ANVSA, AK

**Service Consumption**  
 4,369 Annual Unlinked Trips (UPT)

**Service Supplied**  
 13,582 Annual Vehicle Revenue Miles (VRM)  
 1,416 Annual Vehicle Revenue Hours (VRH)

**Database Information**  
 NTDID: 00420  
 Reporter Type: Tribal Reporter

Asset Type: Tier II  
 Sponsor NTDID:

**Assets**  
 Revenue Vehicles 3  
 Service Vehicles 1  
 Facilities 1

**Financial Information**

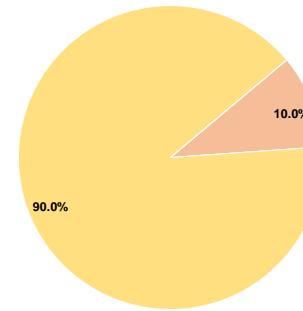
**Sources of Operating Funds Expended**

Fare Revenues	\$0	0.0%
Local Funds	\$3,614	10.0%
State Funds	\$0	0.0%
Federal Assistance	\$32,527	90.0%
Other Funds	\$0	0.0%
<b>Total Operating Funds Expended</b>	<b>\$36,141</b>	<b>100.0%</b>

**Sources of Capital Funds Expended**

Fare Revenues	\$0
Local Funds	\$0
State Funds	\$0
Federal Assistance	\$0
Other Funds	\$0
<b>Total Capital Funds Expended</b>	<b>\$0</b>

**Operating Funding Sources**



**Performance Measure Targets - 2022**

Performance Measure - Asset Type - Target % not in State of Good Repair  
 Equipment - Trucks and other Rubber Tire Vehicles - 0%  
 Facility - Administrative / Maintenance Facilities - 0%  
 Rolling Stock - CU - Cutaway - 0%  
 Rolling Stock - MV - Minivan - 100%  
 Rolling Stock - VN - Van - 0%

**Modal Characteristics**

**Operation Characteristics**

**Vehicles Operated at Maximum Service**

Mode	Directly Operated	Purchased Transportation	Operating Expenses	Fare Revenues	Uses of Capital Funds	Annual Unlinked Trips	Annual Vehicle Revenue Miles	Annual Vehicle Revenue Hours	Average Fleet Age in Years <sup>a</sup>
Demand Response	1	-	\$36,141	\$0	\$0	4,369	13,582	1,416	5.7
<b>Total</b>	<b>1</b>	<b>-</b>	<b>\$36,141</b>	<b>\$0</b>	<b>\$0</b>	<b>4,369</b>	<b>13,582</b>	<b>1,416</b>	

**Performance Measures**

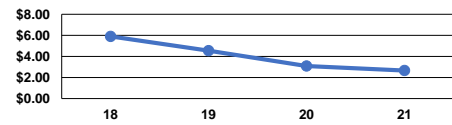
**Service Efficiency**

Mode	Operating Expenses per Vehicle Revenue Mile	Operating Expenses per Vehicle Revenue Hour
Demand Response	\$2.66	\$25.52
<b>Total</b>	<b>\$2.66</b>	<b>\$25.52</b>

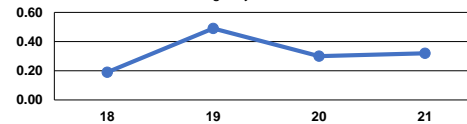
**Service Effectiveness**

Mode	Operating Expenses per Unlinked Passenger Trip	Unlinked Trips per Vehicle Revenue Mile	Unlinked Trips per Vehicle Revenue Hour
Demand Response	\$8.27	0.3	3.1
<b>Total</b>	<b>\$8.27</b>	<b>0.3</b>	<b>3.1</b>

Operating Expense per Vehicle Revenue Mile: Agency Total



Unlinked Passenger Trips per Vehicle Revenue Mile: Agency Total



**Notes:**

<sup>a</sup>Demand Response - Taxi (DR/TX) and non-dedicated fleets do not report fleet age data.