

**General Information**

**Federally Recognized Tribal Statistical Areas**  
Noorvik ANVSA, AK

**Service Consumption**  
13,308 Annual Unlinked Trips (UPT)

**Service Supplied**  
7,690 Annual Vehicle Revenue Miles (VRM)  
2,034 Annual Vehicle Revenue Hours (VRH)

**Database Information**  
NTDID: 00462  
Reporter Type: Tribal Reporter

Asset Type: Tier II  
Sponsor NTDID:

**Financial Information**

**Sources of Operating Funds Expended**

Fare Revenues	\$0	0.0%
Local Funds	\$0	0.0%
State Funds	\$0	0.0%
Federal Assistance	\$59,695	100.0%
Other Funds	\$0	0.0%
<b>Total Operating Funds Expended</b>	<b>\$59,695</b>	<b>100.0%</b>

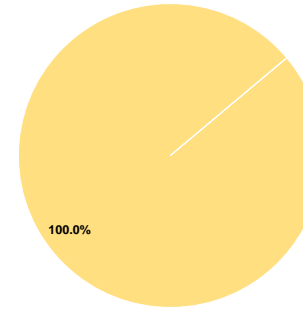
**Sources of Capital Funds Expended**

Fare Revenues	\$0
Local Funds	\$0
State Funds	\$0
Federal Assistance	\$0
Other Funds	\$0
<b>Total Capital Funds Expended</b>	<b>\$0</b>

**Assets**

Revenue Vehicles	1
Service Vehicles	0
Facilities	0

**Operating Funding Sources**



**Performance Measure Targets - 2022**

Performance Measure - Asset Type - Target % not in State of Good Repair  
Rolling Stock - BU - Bus - 0%  
Rolling Stock - CU - Cutaway - 0%

**Modal Characteristics**

**Operation Characteristics**

**Vehicles Operated at Maximum Service**

Mode	Directly Operated	Purchased Transportation	Operating Expenses	Fare Revenues	Uses of Capital Funds	Annual Unlinked Trips	Annual Vehicle Revenue Miles	Annual Vehicle Revenue Hours	Average Fleet Age in Years <sup>a</sup>
Demand Response	1	-	\$59,695	\$0	\$0	13,308	7,690	2,034	2.0
<b>Total</b>	<b>1</b>	<b>-</b>	<b>\$59,695</b>	<b>\$0</b>	<b>\$0</b>	<b>13,308</b>	<b>7,690</b>	<b>2,034</b>	

**Performance Measures**

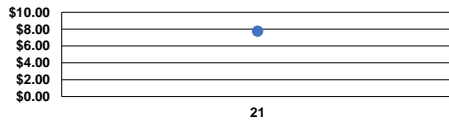
**Service Efficiency**

Mode	Operating Expenses per Vehicle Revenue Mile	Operating Expenses per Vehicle Revenue Hour
Demand Response	\$7.76	\$29.35
<b>Total</b>	<b>\$7.76</b>	<b>\$29.35</b>

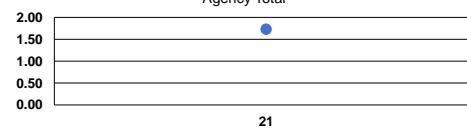
**Service Effectiveness**

Mode	Operating Expenses per Unlinked Passenger Trip	Unlinked Trips per Vehicle Revenue Mile	Unlinked Trips per Vehicle Revenue Hour
Demand Response	\$4.49	1.7	6.5
<b>Total</b>	<b>\$4.49</b>	<b>1.7</b>	<b>6.5</b>

Operating Expense per Vehicle Revenue Mile: Agency Total



Unlinked Passenger Trips per Vehicle Revenue Mile: Agency Total



**Notes:**

<sup>a</sup>Demand Response - Taxi (DR/TX) and non-dedicated fleets do not report fleet age data.