

General Information

Service Consumption

28,233 Annual Unlinked Trips (UPT)

Service Supplied

295,269 Annual Vehicle Revenue Miles (VRM)
 12,870 Annual Vehicle Revenue Hours (VRH)

Summary of Operating Expenses (OE)

\$1,083,843 Total Operating Expenses

Database Information

NTDID: 0R02-00301
 Reporter Type: Rural General Public Transit
 Asset Type: Tier II
 Sponsor NTDID: 0R02

Assets

Revenue Vehicles 7
 Service Vehicles -
 Facilities 2

Financial Information

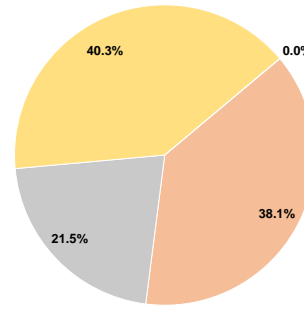
Sources of Operating Funds Expended

Fare Revenues	\$206	0.0%
Local Funds	\$413,160	38.1%
State Funds	\$233,391	21.5%
Federal Assistance	\$437,086	40.3%
Other Funds	\$0	0.0%
Total Operating Funds Expended	\$1,083,843	100.0%

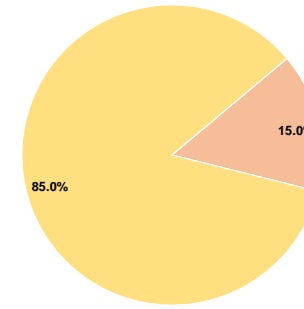
Sources of Capital Funds Expended

Fare Revenues	\$0	0.0%
Local Funds	\$20,190	15.0%
State Funds	\$0	0.0%
Federal Assistance	\$114,412	85.0%
Other Funds	\$0	0.0%
Total Capital Funds Expended	\$134,602	100.0%

Operating Funding Sources



Capital Funding Sources



Performance Measure Targets - 2022

- Performance Measure - Asset Type - Target % not in State of Good Repair
- Equipment - Automobiles - 8%
- Equipment - Trucks and other Rubber Tire Vehicles - 45%
- Facility - Administrative / Maintenance Facilities - 2%
- Facility - Passenger / Parking Facilities - 0%
- Rolling Stock - AB - Articulated Bus - 20%
- Rolling Stock - AO - Automobile - 50%
- Rolling Stock - BR - Over-the-road Bus - 78%
- Rolling Stock - BU - Bus - 25%
- Rolling Stock - CU - Cutaway - 38%
- Rolling Stock - MV - Minivan - 34%
- Rolling Stock - OR - Other - 100%
- Rolling Stock - SV - Sports Utility Vehicle - 31%
- Rolling Stock - VN - Van - 40%

Modal Characteristics

Operation Characteristics

Vehicles Operated at Maximum Service

Mode	Directly Operated	Purchased Transportation	Operating Expenses	Fare Revenues	Uses of Capital Funds	Annual Unlinked Trips	Annual Vehicle Revenue Miles	Annual Vehicle Revenue Hours
Bus	-	4	\$1,083,843	\$206	\$134,602	28,233	295,269	12,870
Total	-	4	\$1,083,843	\$206	\$134,602	28,233	295,269	12,870

Performance Measures

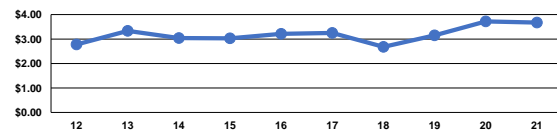
Service Efficiency

Mode	Operating Expenses per Vehicle Revenue Mile	Operating Expenses per Vehicle Revenue Hour
Bus	\$3.67	\$84.21
Total	\$3.67	\$84.21

Service Effectiveness

Mode	Operating Expenses per Unlinked Passenger Trip	Unlinked Trips per Vehicle Revenue Mile	Unlinked Trips per Vehicle Revenue Hour
Bus	\$38.39	0.1	2.2
Total	\$38.39	0.1	2.2

Operating Expense per Vehicle Revenue Mile: Agency Total



Unlinked Passenger Trips per Vehicle Revenue Mile: Agency Total

