

General Information

Service Consumption

16,076 Annual Unlinked Trips (UPT)

Service Supplied

458,961 Annual Vehicle Revenue Miles (VRM)
 22,379 Annual Vehicle Revenue Hours (VRH)

Summary of Operating Expenses (OE)

\$806,854 Total Operating Expenses

Database Information

NTDID: 0R03-00286
 Reporter Type: Rural General Public Transit
 Asset Type: Tier II
 Sponsor NTDID:

Assets

Revenue Vehicles 9
 Service Vehicles -
 Facilities -

Financial Information

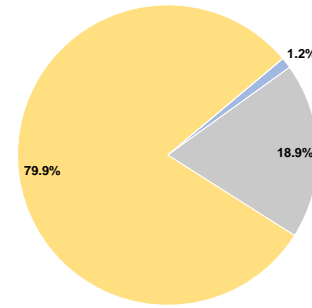
Sources of Operating Funds Expended

Fare Revenues	\$9,574	1.2%
Local Funds	\$0	0.0%
State Funds	\$152,622	18.9%
Federal Assistance	\$644,658	79.9%
Other Funds	\$0	0.0%
Total Operating Funds Expended	\$806,854	100.0%

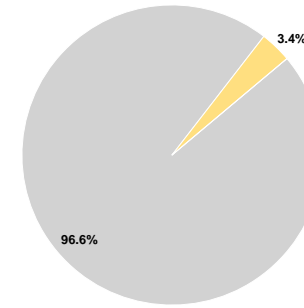
Sources of Capital Funds Expended

Fare Revenues	\$0	0.0%
Local Funds	\$0	0.0%
State Funds	\$28,120	96.6%
Federal Assistance	\$990	3.4%
Other Funds	\$0	0.0%
Total Capital Funds Expended	\$29,110	100.0%

Operating Funding Sources



Capital Funding Sources



Performance Measure Targets - 2022

Performance Measure - Asset Type - Target % not in State of Good Repair
 Rolling Stock - CU - Cutaway - 13%
 Rolling Stock - MV - Minivan - 0%

Modal Characteristics

Operation Characteristics

Vehicles Operated at Maximum Service

Mode	Directly Operated	Purchased Transportation	Operating Expenses	Fare Revenues	Uses of Capital Funds	Annual Unlinked Trips	Annual Vehicle Revenue Miles	Annual Vehicle Revenue Hours
Commuter Bus	3	-	\$151,090	\$1,768	\$15,050	2,115	51,333	2,014
Demand Response	6	-	\$655,764	\$7,806	\$14,060	13,961	407,628	20,365
Total	9	-	\$806,854	\$9,574	\$29,110	16,076	458,961	22,379

Performance Measures

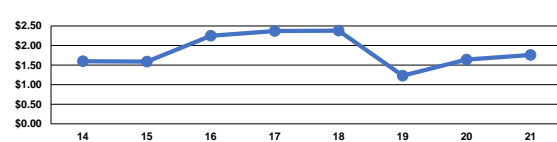
Service Efficiency

Mode	Operating Expenses per Vehicle Revenue Mile	Operating Expenses per Vehicle Revenue Hour
Commuter Bus	\$2.94	\$75.02
Demand Response	\$1.61	\$32.20
Total	\$1.76	\$36.05

Service Effectiveness

Mode	Operating Expenses per Unlinked Passenger Trip	Unlinked Trips per Vehicle Revenue Mile	Unlinked Trips per Vehicle Revenue Hour
Commuter Bus	\$71.44	0.0	1.1
Demand Response	\$46.97	0.0	0.7
Total	\$50.19	0.0	0.7

Operating Expense per Vehicle Revenue Mile: Agency Total



Unlinked Passenger Trips per Vehicle Revenue Mile: Agency Total

