

General Information

Urbanized Area (UZA) Statistics - 2010 Census

Boston, MA-NH-RI
 1,873 Square Miles
 4,181,019 Population
 10 Pop. Rank out of 498 UZAs

Service Area Statistics

25 Square Miles
 24,498 Population

Service Consumption

2,679 Annual Unlinked Trips (UPT)

Service Supplied

19,813 Annual Vehicle Revenue Miles (VRM)
 1,302 Annual Vehicle Revenue Hours (VRH)

Database Information

NTDID: 10180
 Reporter Type: Reduced Reporter
 Asset Type: Tier II
 Sponsor NTDID:

Financial Information

Sources of Operating Funds Expended

Fare Revenues	\$1,585	2.0%
Local Funds	\$39,627	50.0%
State Funds	\$38,024	48.0%
Federal Assistance	\$0	0.0%
Other Funds	\$0	0.0%
Total Operating Funds Expended	\$79,236	100.0%

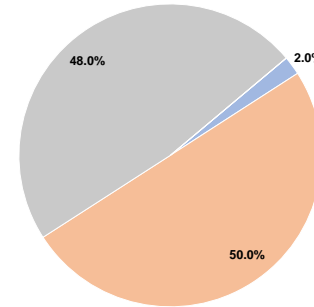
Sources of Capital Funds Expended

Fare Revenues	\$0
Local Funds	\$0
State Funds	\$0
Federal Assistance	\$0
Other Funds	\$0
Total Capital Funds Expended	\$0

Assets

Revenue Vehicles	1
Service Vehicles	0
Facilities	0

Operating Funding Sources



Performance Measure Targets - 2022

Performance Measure - Asset Type - Target % not in State of Good Repair

Modal Characteristics

Operation Characteristics

Vehicles Operated at Maximum Service

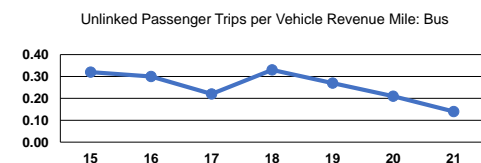
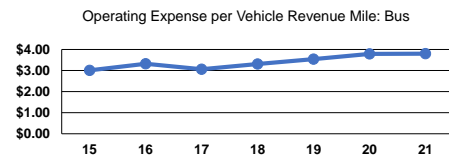
Mode	Directly Operated	Purchased Transportation	Operating Expenses	Fare Revenues	Uses of Capital Funds	Annual Unlinked Trips	Annual Vehicle Revenue Miles	Annual Vehicle Revenue Hours	Average Fleet Age in Years ^a
Bus	-	1 ¹	\$75,354 ¹	\$1,585	\$0 ¹	2,679	19,813	1,302	9.0
Total	-	1	\$75,354	\$1,585	\$0	2,679	19,813	1,302	

Performance Measures

Service Efficiency

Mode	Operating Expenses per Vehicle Revenue Mile	Operating Expenses per Vehicle Revenue Hour	Mode	Operating Expenses per Unlinked Passenger Trip	Unlinked Trips per Vehicle Revenue Mile	Unlinked Trips per Vehicle Revenue Hour
Bus	\$3.80	\$57.88	Bus	\$28.13	0.1	2.1
Total	\$3.80	\$57.88	Total	\$28.13	0.1	2.1

Service Effectiveness



Notes:

^aDemand Response - Taxi (DR/TX) and non-dedicated fleets do not report fleet age data.

¹Includes data for a contract with another reporter.

*This agency has a purchased transportation relationship in which they buy service from Joseph's Transportation (NTDID: Entity that Does Not Report to NTD), and in which the data are captured in this report for mode MB/PT.