

General Information

Urbanized Area (UZA) Statistics - 2010 Census

New York-Newark, NY-NJ-CT
3,450 **Square Miles**
18,351,295 **Population**
1 **Pop. Rank out of 498 UZAs**

Service Area Statistics

75 **Square Miles**
4,724 **Population**

Service Consumption

33,858 **Annual Unlinked Trips (UPT)**

Service Supplied

103,370 **Annual Vehicle Revenue Miles (VRM)**
2,041 **Annual Vehicle Revenue Hours (VRH)**

Database Information

NTDID: 20176
Reporter Type: Reduced Reporter

Asset Type: Tier II
Sponsor NTDID:

Financial Information

Sources of Operating Funds Expended

Fare Revenues	\$472,857	76.2%
Local Funds	\$0	0.0%
State Funds	\$148,045	23.8%
Federal Assistance	\$0	0.0%
Other Funds	\$0	0.0%
Total Operating Funds Expended	\$620,902	100.0%

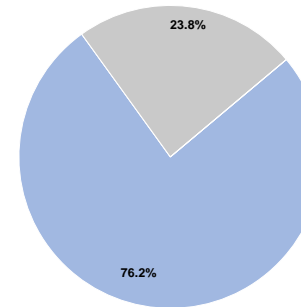
Sources of Capital Funds Expended

Fare Revenues	\$0
Local Funds	\$0
State Funds	\$0
Federal Assistance	\$0
Other Funds	\$0
Total Capital Funds Expended	\$0

Assets

Revenue Vehicles	4
Service Vehicles	0
Facilities	0

Operating Funding Sources



Performance Measure Targets - 2022

Performance Measure - Asset Type - Target % not in State of Good Repair

Modal Characteristics

Operation Characteristics

Vehicles Operated at Maximum Service

Mode	Directly Operated	Purchased Transportation	Operating Expenses	Fare Revenues	Uses of Capital Funds	Annual Unlinked Trips	Annual Vehicle Revenue Miles	Annual Vehicle Revenue Hours	Average Fleet Age in Years ^a
Commuter Bus	-	2 ¹	\$216,802 ¹	\$472,857	\$0 ¹	33,858	103,370	2,041	6.3
Total	-	2	\$216,802	\$472,857	\$0	33,858	103,370	2,041	

Performance Measures

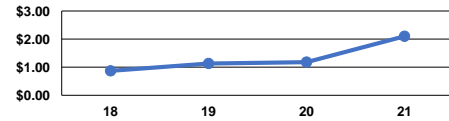
Service Efficiency

Mode	Operating Expenses per Vehicle Revenue Mile	Operating Expenses per Vehicle Revenue Hour
Commuter Bus	\$2.10	\$106.22
Total	\$2.10	\$106.22

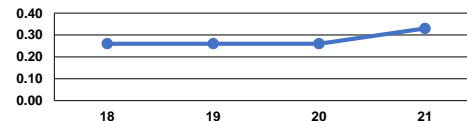
Service Effectiveness

Mode	Operating Expenses per Unlinked Passenger Trip	Unlinked Trips per Vehicle Revenue Mile	Unlinked Trips per Vehicle Revenue Hour
Commuter Bus	\$6.40	0.3	16.6
Total	\$6.40	0.3	16.6

Operating Expense per Vehicle Revenue Mile: Commuter Bus



Unlinked Passenger Trips per Vehicle Revenue Mile: Commuter Bus



Notes:

^aDemand Response - Taxi (DR/TX) and non-dedicated fleets do not report fleet age data.

¹Includes data for a contract with another reporter.

*This agency has a purchased transportation relationship in which they buy service from Yeshivath Viznitz (NTDID: Entity that Does Not Report to NTD), and in which the data are captured in this report for mode CB/PT.