

General Information

Urbanized Area (UZA) Statistics - 2010 Census

Albany-Schenectady, NY
 296 Square Miles
 594,962 Population
 67 Pop. Rank out of 498 UZAs

Service Area Statistics

1 Square Miles
 5,107 Population

Service Consumption

248 Annual Unlinked Trips (UPT)

Service Supplied

5,517 Annual Vehicle Revenue Miles (VRM)
 819 Annual Vehicle Revenue Hours (VRH)

Database Information

NTDID: 20213
 Reporter Type: Reduced Reporter
 Asset Type: Tier II
 Sponsor NTDID:

Financial Information

Sources of Operating Funds Expended

Fare Revenues	\$1,035	2.8%
Local Funds	\$17,546	48.3%
State Funds	\$17,745	48.8%
Federal Assistance	\$0	0.0%
Other Funds	\$0	0.0%
Total Operating Funds Expended	\$36,326	100.0%

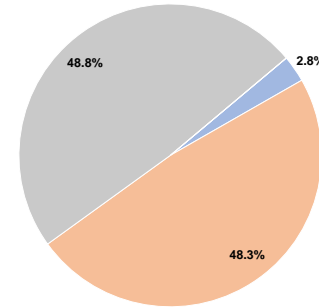
Sources of Capital Funds Expended

Fare Revenues	\$0
Local Funds	\$0
State Funds	\$0
Federal Assistance	\$0
Other Funds	\$0
Total Capital Funds Expended	\$0

Assets

Revenue Vehicles	2
Service Vehicles	0
Facilities	0

Operating Funding Sources



Performance Measure Targets - 2022

Performance Measure - Asset Type - Target % not in State of Good Repair

Modal Characteristics

Operation Characteristics

Vehicles Operated at Maximum Service

Mode	Directly Operated	Purchased Transportation	Operating Expenses	Fare Revenues	Uses of Capital Funds	Annual Unlinked Trips	Annual Vehicle Revenue Miles	Annual Vehicle Revenue Hours	Average Fleet Age in Years ^a
Bus	2	-	\$36,326	\$1,035	\$0	248	5,517	819	8.5
Total	2	-	\$36,326	\$1,035	\$0	248	5,517	819	

Performance Measures

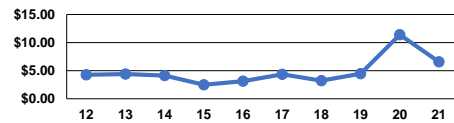
Service Efficiency

Mode	Operating Expenses per Vehicle Revenue Mile	Operating Expenses per Vehicle Revenue Hour
Bus	\$6.58	\$44.35
Total	\$6.58	\$44.35

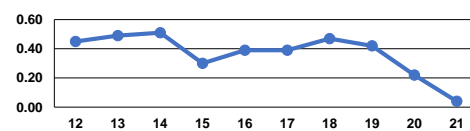
Service Effectiveness

Mode	Operating Expenses per Unlinked Passenger Trip	Unlinked Trips per Vehicle Revenue Mile	Unlinked Trips per Vehicle Revenue Hour
Bus	\$146.48	0.0	0.3
Total	\$146.48	0.0	0.3

Operating Expense per Vehicle Revenue Mile: Bus



Unlinked Passenger Trips per Vehicle Revenue Mile: Bus



Notes:

^aDemand Response - Taxi (DR/TX) and non-dedicated fleets do not report fleet age data.