

**General Information**

**Federally Recognized Tribal Statistical Areas**

Oil Springs Reservation, NY; Cattaraugus Reservation, NY; Allegany Reservation, NY

**Service Consumption**

12,330 Annual Unlinked Trips (UPT)

**Service Supplied**

230,925 Annual Vehicle Revenue Miles (VRM)  
 7,368 Annual Vehicle Revenue Hours (VRH)

**Database Information**

NTDID: 22929  
 Reporter Type: Tribal Reporter

Asset Type: Tier II  
 Sponsor NTDID:

**Financial Information**

**Sources of Operating Funds Expended**

Fare Revenues	\$0	0.0%
Local Funds	\$26,328	3.4%
State Funds	\$311,724	39.7%
Federal Assistance	\$446,296	56.9%
Other Funds	\$0	0.0%
<b>Total Operating Funds Expended</b>	<b>\$784,348</b>	<b>100.0%</b>

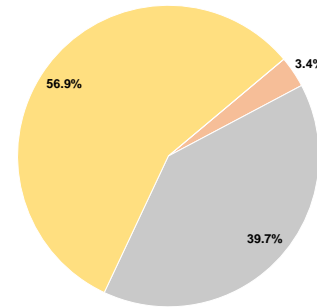
**Sources of Capital Funds Expended**

Fare Revenues	\$0
Local Funds	\$0
State Funds	\$0
Federal Assistance	\$0
Other Funds	\$0
<b>Total Capital Funds Expended</b>	<b>\$0</b>

**Assets**

Revenue Vehicles	6
Service Vehicles	0
Facilities	0

**Operating Funding Sources**



**Performance Measure Targets - 2022**

Performance Measure - Asset Type - Target % not in State of Good Repair  
 Rolling Stock - CU - Cutaway - 0%

**Modal Characteristics**

**Operation Characteristics**

**Vehicles Operated at Maximum Service**

Mode	Directly Operated	Purchased Transportation	Operating Expenses	Fare Revenues	Uses of Capital Funds	Annual Unlinked Trips	Annual Vehicle Revenue Miles	Annual Vehicle Revenue Hours	Average Fleet Age in Years <sup>a</sup>
Bus	-	2 <sup>1</sup>	\$758,019 <sup>1</sup>	\$0	\$0 <sup>1</sup>	12,330	230,925	7,368	2.5
<b>Total</b>	-	<b>2</b>	<b>\$758,019</b>	<b>\$0</b>	<b>\$0</b>	<b>12,330</b>	<b>230,925</b>	<b>7,368</b>	

**Performance Measures**

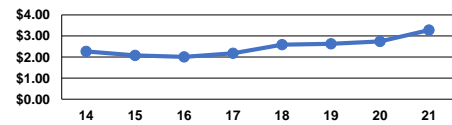
**Service Efficiency**

Mode	Operating Expenses per Vehicle Revenue Mile	Operating Expenses per Vehicle Revenue Hour
Bus	\$3.28	\$102.88
<b>Total</b>	<b>\$3.28</b>	<b>\$102.88</b>

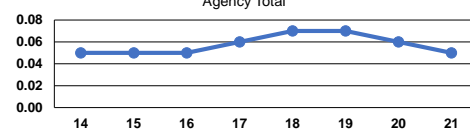
**Service Effectiveness**

Mode	Operating Expenses per Unlinked Passenger Trip	Unlinked Trips per Vehicle Revenue Mile	Unlinked Trips per Vehicle Revenue Hour
Bus	\$61.48	0.1	1.7
<b>Total</b>	<b>\$61.48</b>	<b>0.1</b>	<b>1.7</b>

Operating Expense per Vehicle Revenue Mile: Agency Total



Unlinked Passenger Trips per Vehicle Revenue Mile: Agency Total



**Notes:**

<sup>a</sup>Demand Response - Taxi (DR/TX) and non-dedicated fleets do not report fleet age data.

<sup>1</sup>Includes data for a contract with another reporter.

\*This agency has a purchased transportation relationship in which they buy service from First Transit (NTDID: Entity that Does Not Report to NTD), and in which the data are captured in this report for mode MB/PT.

