

**General Information**

**Service Consumption**

14,852 Annual Unlinked Trips (UPT)

**Service Supplied**

49,268 Annual Vehicle Revenue Miles (VRM)  
 3,008 Annual Vehicle Revenue Hours (VRH)

**Summary of Operating Expenses (OE)**

\$116,972 Total Operating Expenses

**Database Information**

NTDID: 3R06-30157  
 Reporter Type: Rural General Public Transit  
 Asset Type: Tier II  
 Sponsor NTDID: 3R06

**Assets**

Revenue Vehicles 2  
 Service Vehicles 1  
 Facilities -

**Financial Information**

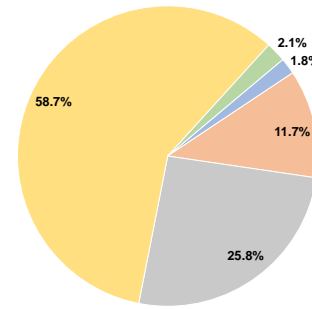
**Sources of Operating Funds Expended**

Fare Revenues	\$2,060	1.8%
Local Funds	\$13,652	11.7%
State Funds	\$30,147	25.8%
Federal Assistance	\$68,613	58.7%
Other Funds	\$2,500	2.1%
<b>Total Operating Funds Expended</b>	<b>\$116,972</b>	<b>100.0%</b>

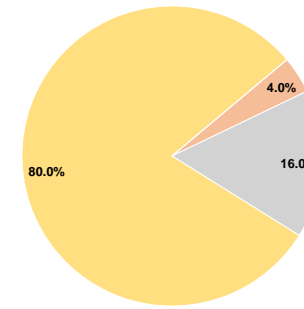
**Sources of Capital Funds Expended**

Fare Revenues	\$0	0.0%
Local Funds	\$237	4.0%
State Funds	\$952	16.0%
Federal Assistance	\$4,758	80.0%
Other Funds	\$0	0.0%
<b>Total Capital Funds Expended</b>	<b>\$5,947</b>	<b>100.0%</b>

**Operating Funding Sources**



**Capital Funding Sources**



**Performance Measure Targets - 2022**

Performance Measure - Asset Type - Target % not in State of Good Repair  
 Equipment - Automobiles - 25%  
 Equipment - Trucks and other Rubber Tire Vehicles - 25%  
 Facility - Administrative / Maintenance Facilities - 10%  
 Facility - Passenger / Parking Facilities - 10%  
 Rolling Stock - AB - Articulated Bus - 15%  
 Rolling Stock - BR - Over-the-road Bus - 15%  
 Rolling Stock - BU - Bus - 10%  
 Rolling Stock - CU - Cutaway - 10%  
 Rolling Stock - MV - Minivan - 25%  
 Rolling Stock - VN - Van - 25%

**Modal Characteristics**

**Operation Characteristics**

**Vehicles Operated at Maximum Service**

Mode	Directly Operated	Purchased Transportation	Operating Expenses	Fare Revenues	Uses of Capital Funds	Annual Unlinked Trips	Annual Vehicle Revenue Miles	Annual Vehicle Revenue Hours
Bus	2	-	\$116,972	\$2,060	\$5,947	14,852	49,268	3,008
<b>Total</b>	<b>2</b>	<b>-</b>	<b>\$116,972</b>	<b>\$2,060</b>	<b>\$5,947</b>	<b>14,852</b>	<b>49,268</b>	<b>3,008</b>

**Performance Measures**

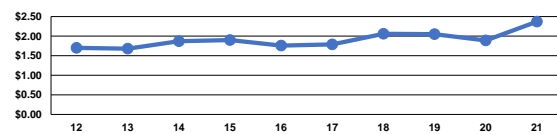
**Service Efficiency**

Mode	Operating Expenses per Vehicle Revenue Mile	Operating Expenses per Vehicle Revenue Hour
Bus	\$2.37	\$38.89
<b>Total</b>	<b>\$2.37</b>	<b>\$38.89</b>

**Service Effectiveness**

Mode	Operating Expenses per Unlinked Passenger Trip	Unlinked Trips per Vehicle Revenue Mile	Unlinked Trips per Vehicle Revenue Hour
Bus	\$7.88	0.3	4.9
<b>Total</b>	<b>\$7.88</b>	<b>0.3</b>	<b>4.9</b>

Operating Expense per Vehicle Revenue Mile: Agency Total



Unlinked Passenger Trips per Vehicle Revenue Mile: Agency Total

