

General Information

Urbanized Area (UZA) Statistics - 2010 Census

Anniston-Oxford, AL
 87 **Square Miles**
 79,796 **Population**
 360 **Pop. Rank out of 498 UZAs**

Other UZAs Served

0 Alabama Non-UZA

Service Area Statistics

4,992 **Square Miles**
 324,423 **Population**

Service Consumption

140,084 **Annual Unlinked Trips (UPT)**

Service Supplied

541,321 **Annual Vehicle Revenue Miles (VRM)**
 39,562 **Annual Vehicle Revenue Hours (VRH)**

Database Information

NTDID: 40064
 Reporter Type: Reduced Reporter

Asset Type: Tier II
 Sponsor NTDID: 4R01

Financial Information

Sources of Operating Funds Expended

Fare Revenues	\$56,405	2.8%
Local Funds	\$0	0.0%
State Funds	\$0	0.0%
Federal Assistance	\$1,962,607	97.2%
Other Funds	\$0	0.0%
Total Operating Funds Expended	\$2,019,012	100.0%

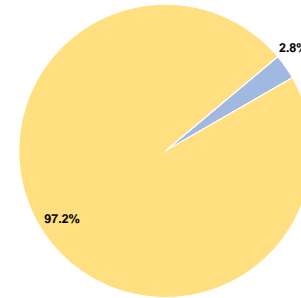
Sources of Capital Funds Expended

Fare Revenues	\$0	0.0%
Local Funds	\$13,843	9.8%
State Funds	\$0	0.0%
Federal Assistance	\$127,015	90.2%
Other Funds	\$0	0.0%
Total Capital Funds Expended	\$140,858	100.0%

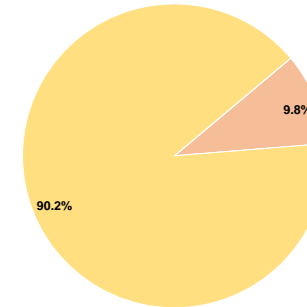
Assets

Revenue Vehicles	45
Service Vehicles	0
Facilities	1

Operating Funding Sources



Capital Funding Sources



Performance Measure Targets - 2022

Performance Measure - Asset Type - Target % not in State of Good Repair
 Equipment - Trucks and other Rubber Tire Vehicles - 33%
 Facility - Administrative / Maintenance Facilities - 20%
 Facility - Passenger / Parking Facilities - 20%
 Rolling Stock - BU - Bus - 50%
 Rolling Stock - CU - Cutaway - 40%
 Rolling Stock - MV - Minivan - 43%
 Rolling Stock - VN - Van - 58%

Modal Characteristics

Operation Characteristics

Vehicles Operated at Maximum Service

Mode	Directly Operated	Purchased Transportation	Operating Expenses	Fare Revenues	Uses of Capital Funds	Annual Unlinked Trips	Annual Vehicle Revenue Miles	Annual Vehicle Revenue Hours	Average Fleet Age in Years ^a
Demand Response	-	24 ¹	\$1,275,837 ¹	\$56,080	\$29,243 ¹	64,806	331,762	26,126	5.0
Bus	-	4 ¹	\$716,205 ¹	\$325	\$111,615 ¹	75,278	209,559	13,436	4.4
Total	-	28	\$1,992,042	\$56,405	\$140,858	140,084	541,321	39,562	

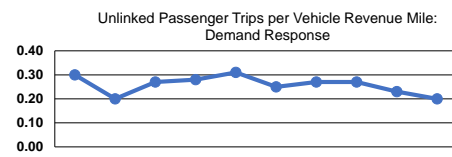
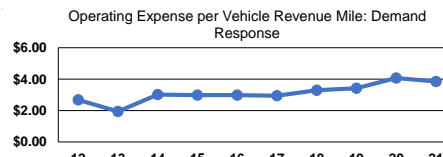
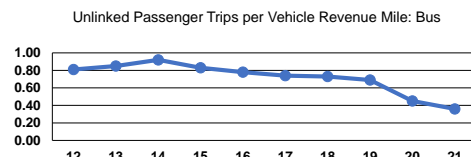
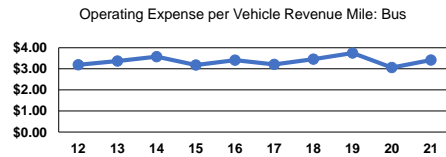
Performance Measures

Service Efficiency

Mode	Operating Expenses per Vehicle Revenue Mile	Operating Expenses per Vehicle Revenue Hour
Demand Response	\$3.85	\$48.83
Bus	\$3.42	\$53.30
Total	\$3.68	\$50.35

Service Effectiveness

Mode	Operating Expenses per Unlinked Passenger Trip	Unlinked Trips per Vehicle Revenue Mile	Unlinked Trips per Vehicle Revenue Hour
Demand Response	\$19.69	0.2	2.5
Bus	\$9.51	0.4	5.6
Total	\$14.22	0.3	3.5



Notes:

^aDemand Response - Taxi (DR/TX) and non-dedicated fleets do not report fleet age data.

¹Includes data for a contract with another reporter.

*This agency has a purchased transportation relationship in which they buy service from Coosa County Commission (NTDID: Entity that Does Not Report to NTD), and in which the data are captured in this report for mode DR/PT.

*This agency has a purchased transportation relationship in which they buy service from Cleburne County Commission (NTDID: Entity that Does Not Report to NTD), and in which the data are captured in this report for mode DR/PT.

*This agency has a purchased transportation relationship in which they buy service from Clay County Commission (NTDID: Entity that Does Not Report to NTD), and in which the data are captured in this report for mode DR/PT.

*This agency has a purchased transportation relationship in which they buy service from City of Talladega (NTDID: Entity that Does Not Report to NTD), and in which the data are captured in this report for mode DR/PT.

*This agency has a purchased transportation relationship in which they buy service from City of Sylacauga (NTDID: Entity that Does Not Report to NTD), and in which the data are captured in this report for mode DR/PT.

*This agency has a purchased transportation relationship in which they buy service from City of Piedmont (NTDID: Entity that Does Not Report to NTD), and in which the data are captured in this report for mode DR/PT.

*This agency has a purchased transportation relationship in which they buy service from City of Goodwater (NTDID: Entity that Does Not Report to NTD), and in which the data are captured in this report for mode DR/PT.

*This agency has a purchased transportation relationship in which they buy service from City of Childersburg (NTDID: Entity that Does Not Report to NTD), and in which the data are captured in this report for mode DR/PT.

*This agency has a purchased transportation relationship in which they buy service from Cherokee County Commission (NTDID: Entity that Does Not Report to NTD), and in which the data are captured in this report for mode DR/PT.

*This agency has a purchased transportation relationship in which they buy service from Anniston Limousine, Inc. (NTDID: Entity that Does Not Report to NTD), and in which the data are captured in this report for mode DR/PT.

*This agency has a purchased transportation relationship in which they buy service from Town of Oak Grove (NTDID: Entity that Does Not Report to NTD), and in which the data are captured in this report for mode DR/PT.

*This agency has a purchased transportation relationship in which they buy service from Anniston Limousine, Inc. (NTDID: Entity that Does Not Report to NTD), and in which the data are captured in this report for mode MB/PT.

