

General Information

Urbanized Area (UZA) Statistics - 2010 Census

Miami, FL
 1,239 Square Miles
 5,502,379 Population
 4 Pop. Rank out of 498 UZAs

Service Area Statistics

5 Square Miles
 39,500 Population

Service Consumption

123,272 Annual Unlinked Trips (UPT)

Service Supplied

143,030 Annual Vehicle Revenue Miles (VRM)
 15,519 Annual Vehicle Revenue Hours (VRH)

Database Information

NTDID: 40249
 Reporter Type: Reduced Reporter
 Asset Type: Tier II
 Sponsor NTDID:

Financial Information

Sources of Operating Funds Expended

Fare Revenues	\$0	0.0%
Local Funds	\$897,113	100.0%
State Funds	\$0	0.0%
Federal Assistance	\$0	0.0%
Other Funds	\$0	0.0%
Total Operating Funds Expended	\$897,113	100.0%

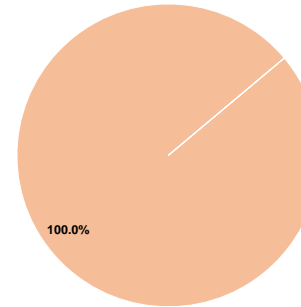
Sources of Capital Funds Expended

Fare Revenues	\$0
Local Funds	\$0
State Funds	\$0
Federal Assistance	\$0
Other Funds	\$0
Total Capital Funds Expended	\$0

Assets

Revenue Vehicles	19
Service Vehicles	0
Facilities	0

Operating Funding Sources



Performance Measure Targets - 2022

Performance Measure - Asset Type - Target % not in State of Good Repair

Modal Characteristics

Operation Characteristics

Vehicles Operated at Maximum Service

Mode	Directly Operated	Purchased Transportation	Operating Expenses	Fare Revenues	Uses of Capital Funds	Annual Unlinked Trips	Annual Vehicle Revenue Miles	Annual Vehicle Revenue Hours	Average Fleet Age in Years ^a
Bus	-	5 ¹	\$862,828 ¹	\$0	\$0 ¹	123,272	143,030	15,519	7.9
Total	-	5	\$862,828	\$0	\$0	123,272	143,030	15,519	

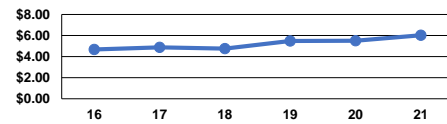
Performance Measures

Service Efficiency

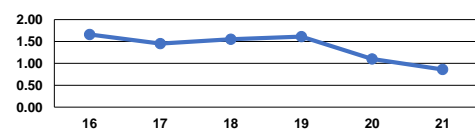
Mode	Operating Expenses per Vehicle Revenue Mile	Operating Expenses per Vehicle Revenue Hour	Mode	Operating Expenses per Unlinked Passenger Trip	Unlinked Trips per Vehicle Revenue Mile	Unlinked Trips per Vehicle Revenue Hour
Bus	\$6.03	\$55.60	Bus	\$7.00	0.9	7.9
Total	\$6.03	\$55.60	Total	\$7.00	0.9	7.9

Service Effectiveness

Operating Expense per Vehicle Revenue Mile: Bus



Unlinked Passenger Trips per Vehicle Revenue Mile: Bus



Notes:

^aDemand Response - Taxi (DR/TX) and non-dedicated fleets do not report fleet age data.

¹Includes data for a contract with another reporter.

*This agency has a purchased transportation relationship in which they buy service from Limousines of South Florida (NTDID: Entity that Does Not Report to NTD), and in which the data are captured in this report for mode MB/PT.