

General Information

Urbanized Area (UZA) Statistics - 2010 Census

Miami, FL
 1,239 Square Miles
 5,502,379 Population
 4 Pop. Rank out of 498 UZAs

Service Area Statistics

4 Square Miles
 36,924 Population

Service Consumption

57,262 Annual Unlinked Trips (UPT)

Service Supplied

51,510 Annual Vehicle Revenue Miles (VRM)
 4,708 Annual Vehicle Revenue Hours (VRH)

Database Information

NTDID: 40250
 Reporter Type: Reduced Reporter
 Asset Type: Tier II
 Sponsor NTDID:

Financial Information

Sources of Operating Funds Expended

Fare Revenues	\$0	0.0%
Local Funds	\$242,585	100.0%
State Funds	\$0	0.0%
Federal Assistance	\$0	0.0%
Other Funds	\$0	0.0%
Total Operating Funds Expended	\$242,585	100.0%

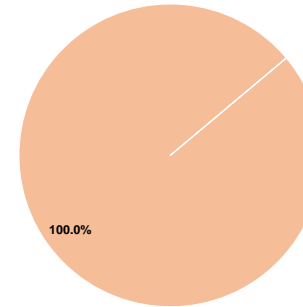
Sources of Capital Funds Expended

Fare Revenues	\$0
Local Funds	\$0
State Funds	\$0
Federal Assistance	\$0
Other Funds	\$0
Total Capital Funds Expended	\$0

Assets

Revenue Vehicles	2
Service Vehicles	0
Facilities	0

Operating Funding Sources



Performance Measure Targets - 2022

Performance Measure - Asset Type - Target % not in State of Good Repair

Modal Characteristics

Operation Characteristics

Vehicles Operated at Maximum Service

Mode	Directly Operated	Purchased Transportation	Operating Expenses	Fare Revenues	Uses of Capital Funds	Annual Unlinked Trips	Annual Vehicle Revenue Miles	Annual Vehicle Revenue Hours	Average Fleet Age in Years ^a
Bus	-	2 ¹	\$235,728 ¹	\$0	\$0 ¹	57,262	51,510	4,708	0.0
Total	-	2	\$235,728	\$0	\$0	57,262	51,510	4,708	

Performance Measures

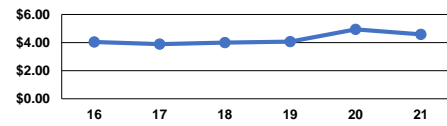
Service Efficiency

Mode	Operating Expenses per Vehicle Revenue Mile	Operating Expenses per Vehicle Revenue Hour
Bus	\$4.58	\$50.07
Total	\$4.58	\$50.07

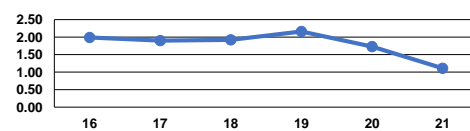
Service Effectiveness

Mode	Operating Expenses per Unlinked Passenger Trip	Unlinked Trips per Vehicle Revenue Mile	Unlinked Trips per Vehicle Revenue Hour
Bus	\$4.12	1.1	12.2
Total	\$4.12	1.1	12.2

Operating Expense per Vehicle Revenue Mile: Bus



Unlinked Passenger Trips per Vehicle Revenue Mile: Bus



Notes:

^aDemand Response - Taxi (DR/TX) and non-dedicated fleets do not report fleet age data.

¹Includes data for a contract with another reporter.

*This agency has a purchased transportation relationship in which they buy service from Limousines of South Florida (NTDID: Entity that Does Not Report to NTD), and in which the data are captured in this report for mode MB/PT.