

General Information

Urbanized Area (UA) Statistics - 2010 Census

Miami, FL
 1,239 **Square Miles**
 5,502,379 **Population**
 4 **Pop. Rank out of 498 UZAs**

Service Area Statistics

9 **Square Miles**
 70,964 **Population**

Service Consumption

224,974 **Annual Unlinked Trips (UPT)**

Service Supplied

195,698 **Annual Vehicle Revenue Miles (VRM)**
 19,669 **Annual Vehicle Revenue Hours (VRH)**

Database Information

NTDID: 40254
 Reporter Type: Reduced Reporter

Asset Type: Tier II
 Sponsor NTDID:

Financial Information

Sources of Operating Funds Expended

Fare Revenues	\$0	0.0%
Local Funds	\$1,103,510	100.0%
State Funds	\$0	0.0%
Federal Assistance	\$0	0.0%
Other Funds	\$0	0.0%
Total Operating Funds Expended	\$1,103,510	100.0%

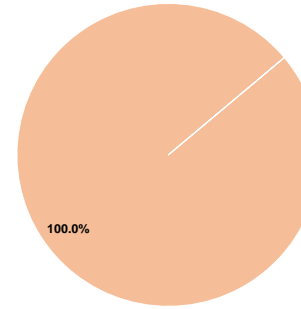
Sources of Capital Funds Expended

Fare Revenues	\$0
Local Funds	\$0
State Funds	\$0
Federal Assistance	\$0
Other Funds	\$0
Total Capital Funds Expended	\$0

Assets

Revenue Vehicles	7
Service Vehicles	0
Facilities	0

Operating Funding Sources



Performance Measure Targets - 2022

Performance Measure - Asset Type - Target % not in State of Good Repair

Modal Characteristics

Operation Characteristics

Vehicles Operated at Maximum Service

Mode	Directly Operated	Purchased Transportation	Operating Expenses	Fare Revenues	Uses of Capital Funds	Annual Unlinked Trips	Annual Vehicle Revenue Miles	Annual Vehicle Revenue Hours	Average Fleet Age in Years ^a
Bus	-	7 ¹	\$1,055,504 ¹	\$0	\$0 ¹	224,974	195,698	19,669	1.1
Total	-	7	\$1,055,504	\$0	\$0	224,974	195,698	19,669	

Performance Measures

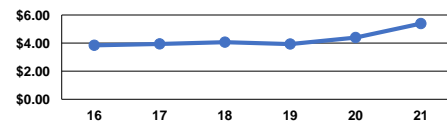
Service Efficiency

Mode	Operating Expenses per Vehicle Revenue Mile	Operating Expenses per Vehicle Revenue Hour
Bus	\$5.39	\$53.66
Total	\$5.39	\$53.66

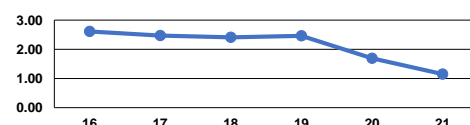
Service Effectiveness

Mode	Operating Expenses per Unlinked Passenger Trip	Unlinked Trips per Vehicle Revenue Mile	Unlinked Trips per Vehicle Revenue Hour
Bus	\$4.69	1.1	11.4
Total	\$4.69	1.1	11.4

Operating Expense per Vehicle Revenue Mile: Bus



Unlinked Passenger Trips per Vehicle Revenue Mile: Bus



Notes:

^aDemand Response - Taxi (DR/TX) and non-dedicated fleets do not report fleet age data.

¹Includes data for a contract with another reporter.

*This agency has a purchased transportation relationship in which they buy service from Limousines of South Florida (NTDID: Entity that Does Not Report to NTD), and in which the data are captured in this report for mode MB/PT.