

General Information

Federally Recognized Tribal Statistical Areas
 Catawba Reservation, SC

Service Consumption
 11,136 Annual Unlinked Trips (UPT)

Service Supplied
 263,246 Annual Vehicle Revenue Miles (VRM)
 11,386 Annual Vehicle Revenue Hours (VRH)

Database Information
 NTDID: 44907
 Reporter Type: Tribal Reporter

Asset Type: Tier II
 Sponsor NTDID:

Assets
 Revenue Vehicles 10
 Service Vehicles 0
 Facilities 0

Financial Information

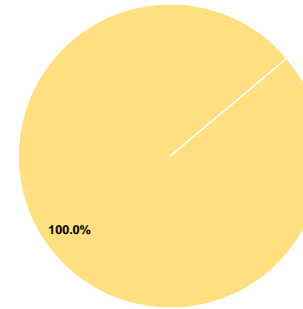
Sources of Operating Funds Expended

Fare Revenues	\$0	0.0%
Local Funds	\$0	0.0%
State Funds	\$0	0.0%
Federal Assistance	\$272,566	100.0%
Other Funds	\$0	0.0%
Total Operating Funds Expended	\$272,566	100.0%

Sources of Capital Funds Expended

Fare Revenues	\$0
Local Funds	\$0
State Funds	\$0
Federal Assistance	\$0
Other Funds	\$0
Total Capital Funds Expended	\$0

Operating Funding Sources



Performance Measure Targets - 2022

Performance Measure - Asset Type - Target % not in State of Good Repair
 Rolling Stock - BU - Bus - 0%
 Rolling Stock - MV - Minivan - 0%
 Rolling Stock - SB - School Bus - 0%
 Rolling Stock - SV - Sports Utility Vehicle - 0%

Modal Characteristics

Operation Characteristics

Vehicles Operated at Maximum Service

Mode	Directly Operated	Purchased Transportation	Operating Expenses	Fare Revenues	Uses of Capital Funds	Annual Unlinked Trips	Annual Vehicle Revenue Miles	Annual Vehicle Revenue Hours	Average Fleet Age in Years ^a
Demand Response	8	-	\$272,566	\$0	\$0	11,136	263,246	11,386	6.0
Total	8	-	\$272,566	\$0	\$0	11,136	263,246	11,386	

Performance Measures

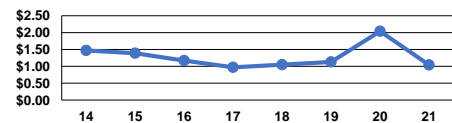
Service Efficiency

Mode	Operating Expenses per Vehicle Revenue Mile	Operating Expenses per Vehicle Revenue Hour
Demand Response	\$1.04	\$23.94
Total	\$1.04	\$23.94

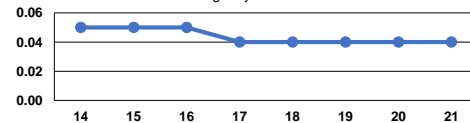
Service Effectiveness

Mode	Operating Expenses per Unlinked Passenger Trip	Unlinked Trips per Vehicle Revenue Mile	Unlinked Trips per Vehicle Revenue Hour
Demand Response	\$24.48	0.0	1.0
Total	\$24.48	0.0	1.0

Operating Expense per Vehicle Revenue Mile: Agency Total



Unlinked Passenger Trips per Vehicle Revenue Mile: Agency Total



Notes:

^aDemand Response - Taxi (DR/TX) and non-dedicated fleets do not report fleet age data.