

General Information

Service Consumption

21,222 Annual Unlinked Trips (UPT)

Service Supplied

107,418 Annual Vehicle Revenue Miles (VRM)
 8,834 Annual Vehicle Revenue Hours (VRH)

Summary of Operating Expenses (OE)

\$331,893 Total Operating Expenses

Database Information

NTDID: 4R01-40907
 Reporter Type: Rural General Public Transit
 Asset Type: Tier II
 Sponsor NTDID: 4R01

Assets

Revenue Vehicles 10
 Service Vehicles -
 Facilities -

Financial Information

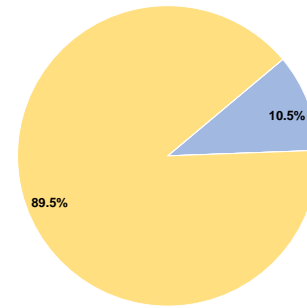
Sources of Operating Funds Expended

Fare Revenues	\$34,945	10.5%
Local Funds	\$0	0.0%
State Funds	\$0	0.0%
Federal Assistance	\$296,948	89.5%
Other Funds	\$0	0.0%
Total Operating Funds Expended	\$331,893	100.0%

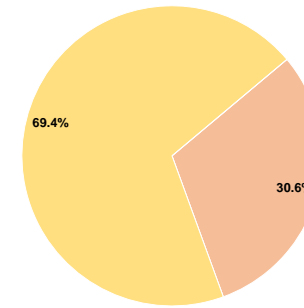
Sources of Capital Funds Expended

Fare Revenues	\$0	0.0%
Local Funds	\$2,878	30.6%
State Funds	\$0	0.0%
Federal Assistance	\$6,541	69.4%
Other Funds	\$0	0.0%
Total Capital Funds Expended	\$9,419	100.0%

Operating Funding Sources



Capital Funding Sources



Performance Measure Targets - 2022

Performance Measure - Asset Type - Target % not in State of Good Repair
 Equipment - Trucks and other Rubber Tire Vehicles - 33%
 Facility - Administrative / Maintenance Facilities - 20%
 Facility - Passenger / Parking Facilities - 20%
 Rolling Stock - BU - Bus - 50%
 Rolling Stock - CU - Cutaway - 40%
 Rolling Stock - MV - Minivan - 43%
 Rolling Stock - VN - Van - 58%

Modal Characteristics

Operation Characteristics

Vehicles Operated at Maximum Service

Mode	Vehicles Operated at Maximum Service		Operating Expenses	Fare Revenues	Uses of Capital Funds	Annual Unlinked Trips	Annual Vehicle Revenue Miles	Annual Vehicle Revenue Hours
	Directly Operated	Purchased Transportation						
Demand Response	8	-	\$331,893	\$34,945	\$9,419	21,222	107,418	8,834
Total	8	-	\$331,893	\$34,945	\$9,419	21,222	107,418	8,834

Performance Measures

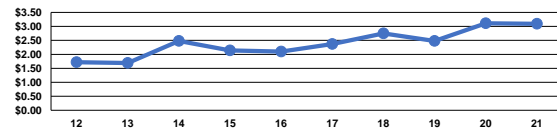
Service Efficiency

Mode	Operating Expenses per Vehicle Revenue Mile	Operating Expenses per Vehicle Revenue Hour
	Demand Response	\$3.09
Total	\$3.09	\$37.57

Service Effectiveness

Mode	Operating Expenses per Unlinked Passenger Trip	Unlinked Trips per Vehicle Revenue Mile	Unlinked Trips per Vehicle Revenue Hour
	Demand Response	\$15.64	0.2
Total	\$15.64	0.2	2.4

Operating Expense per Vehicle Revenue Mile: Agency Total



Unlinked Passenger Trips per Vehicle Revenue Mile: Agency Total

