

General Information

Service Consumption

6,129 Annual Unlinked Trips (UPT)

Service Supplied

36,873 Annual Vehicle Revenue Miles (VRM)

2,347 Annual Vehicle Revenue Hours (VRH)

Summary of Operating Expenses (OE)

\$182,450 Total Operating Expenses

Database Information

NTDID: 4R03-40940

Reporter Type: Rural General Public Transit

Asset Type: Tier II

Sponsor NTDID: 4R03

Assets

Revenue Vehicles 2

Service Vehicles -

Facilities -

Financial Information

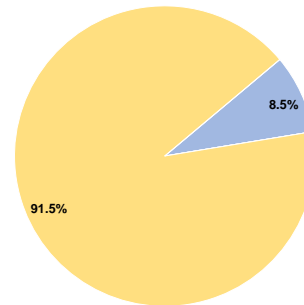
Sources of Operating Funds Expended

Fare Revenues	\$15,529	8.5%
Local Funds	\$0	0.0%
State Funds	\$0	0.0%
Federal Assistance	\$166,921	91.5%
Other Funds	\$0	0.0%
Total Operating Funds Expended	\$182,450	100.0%

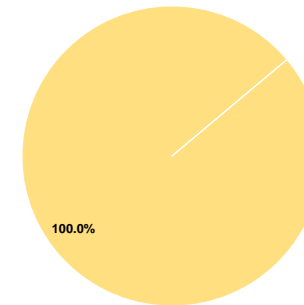
Sources of Capital Funds Expended

Fare Revenues	\$0	0.0%
Local Funds	\$0	0.0%
State Funds	\$0	0.0%
Federal Assistance	\$1,818	100.0%
Other Funds	\$0	0.0%
Total Capital Funds Expended	\$1,818	100.0%

Operating Funding Sources



Capital Funding Sources



Performance Measure Targets - 2022

- Performance Measure - Asset Type - Target % not in State of Good Repair
- Equipment - Automobiles - 55%
- Equipment - Trucks and other Rubber Tire Vehicles - 50%
- Facility - Administrative / Maintenance Facilities - 25%
- Facility - Passenger / Parking Facilities - 10%
- Rolling Stock - AO - Automobile - 0%
- Rolling Stock - BU - Bus - 20%
- Rolling Stock - CU - Cutaway - 10%
- Rolling Stock - VN - Van - 35%

Modal Characteristics

Operation Characteristics

Vehicles Operated at Maximum Service

Mode	Directly Operated	Purchased Transportation	Operating Expenses	Fare Revenues	Uses of Capital Funds	Annual Unlinked Trips	Annual Vehicle Revenue Miles	Annual Vehicle Revenue Hours
Demand Response	2	-	\$182,450	\$15,529	\$1,818	6,129	36,873	2,347
Total	2	-	\$182,450	\$15,529	\$1,818	6,129	36,873	2,347

Performance Measures

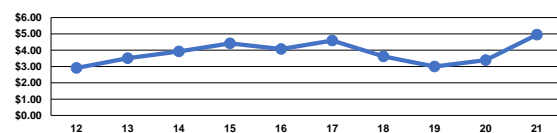
Service Efficiency

Mode	Operating Expenses per Vehicle Revenue Mile	Operating Expenses per Vehicle Revenue Hour
Demand Response	\$4.95	\$77.74
Total	\$4.95	\$77.74

Service Effectiveness

Mode	Operating Expenses per Unlinked Passenger Trip	Unlinked Trips per Vehicle Revenue Mile	Unlinked Trips per Vehicle Revenue Hour
Demand Response	\$29.77	0.2	2.6
Total	\$29.77	0.2	2.6

Operating Expense per Vehicle Revenue Mile: Agency Total



Unlinked Passenger Trips per Vehicle Revenue Mile: Agency Total

