

General Information

Service Consumption

4,863 Annual Unlinked Trips (UPT)

Service Supplied

42,894 Annual Vehicle Revenue Miles (VRM)
2,502 Annual Vehicle Revenue Hours (VRH)

Summary of Operating Expenses (OE)

\$97,202 Total Operating Expenses

Database Information

NTDID: 4R03-40961
Reporter Type: Rural General Public Transit
Asset Type: Tier II
Sponsor NTDID: 4R03

Assets

Revenue Vehicles 3
Service Vehicles -
Facilities -

Financial Information

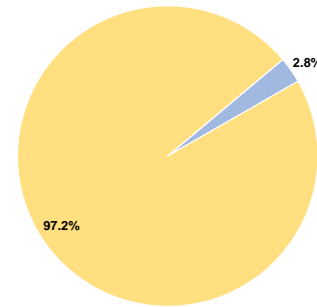
Sources of Operating Funds Expended

Fare Revenues	\$2,740	2.8%
Local Funds	\$0	0.0%
State Funds	\$0	0.0%
Federal Assistance	\$94,462	97.2%
Other Funds	\$0	0.0%
Total Operating Funds Expended	\$97,202	100.0%

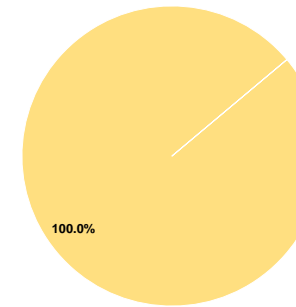
Sources of Capital Funds Expended

Fare Revenues	\$0	0.0%
Local Funds	\$0	0.0%
State Funds	\$0	0.0%
Federal Assistance	\$3,200	100.0%
Other Funds	\$0	0.0%
Total Capital Funds Expended	\$3,200	100.0%

Operating Funding Sources



Capital Funding Sources



Performance Measure Targets - 2022

Performance Measure - Asset Type - Target % not in State of Good Repair
Equipment - Automobiles - 55%
Equipment - Trucks and other Rubber Tire Vehicles - 50%
Facility - Administrative / Maintenance Facilities - 25%
Facility - Passenger / Parking Facilities - 10%
Rolling Stock - AO - Automobile - 0%
Rolling Stock - BU - Bus - 20%
Rolling Stock - CU - Cutaway - 10%
Rolling Stock - VN - Van - 35%

Modal Characteristics

Operation Characteristics

Vehicles Operated at Maximum Service

Mode	Directly Operated	Purchased Transportation	Operating Expenses	Fare Revenues	Uses of Capital Funds	Annual Unlinked Trips	Annual Vehicle Revenue Miles	Annual Vehicle Revenue Hours
Demand Response	3	-	\$97,202	\$2,740	\$3,200	4,863	42,894	2,502
Total	3	-	\$97,202	\$2,740	\$3,200	4,863	42,894	2,502

Performance Measures

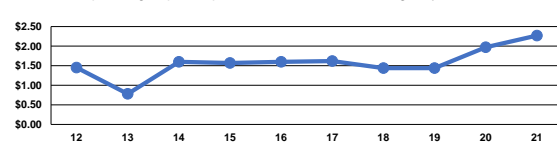
Service Efficiency

Mode	Operating Expenses per Vehicle Revenue Mile	Operating Expenses per Vehicle Revenue Hour
Demand Response	\$2.27	\$38.85
Total	\$2.27	\$38.85

Service Effectiveness

Mode	Operating Expenses per Unlinked Passenger Trip	Unlinked Trips per Vehicle Revenue Mile	Unlinked Trips per Vehicle Revenue Hour
Demand Response	\$19.99	0.1	1.9
Total	\$19.99	0.1	1.9

Operating Expense per Vehicle Revenue Mile: Agency Total



Unlinked Passenger Trips per Vehicle Revenue Mile: Agency Total

