

**General Information**

**Service Consumption**

5,969 Annual Unlinked Trips (UPT)

**Service Supplied**

127,438 Annual Vehicle Revenue Miles (VRM)  
7,332 Annual Vehicle Revenue Hours (VRH)

**Summary of Operating Expenses (OE)**

\$358,427 Total Operating Expenses

**Database Information**

NTDID: 4R03-40967  
Reporter Type: Rural General Public Transit  
Asset Type: Tier II  
Sponsor NTDID: 4R03

**Assets**

Revenue Vehicles 8  
Service Vehicles -  
Facilities -

**Financial Information**

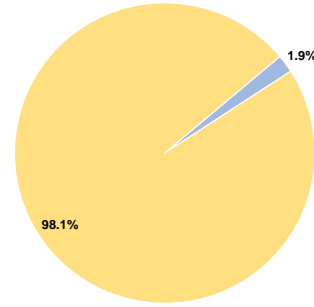
**Sources of Operating Funds Expended**

Fare Revenues	\$6,985	1.9%
Local Funds	\$0	0.0%
State Funds	\$0	0.0%
Federal Assistance	\$351,442	98.1%
Other Funds	\$0	0.0%
<b>Total Operating Funds Expended</b>	<b>\$358,427</b>	<b>100.0%</b>

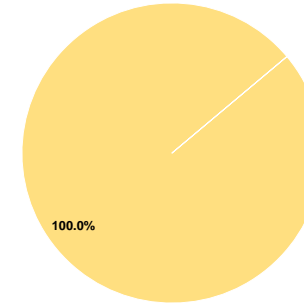
**Sources of Capital Funds Expended**

Fare Revenues	\$0	0.0%
Local Funds	\$0	0.0%
State Funds	\$0	0.0%
Federal Assistance	\$22,987	100.0%
Other Funds	\$0	0.0%
<b>Total Capital Funds Expended</b>	<b>\$22,987</b>	<b>100.0%</b>

**Operating Funding Sources**



**Capital Funding Sources**



**Performance Measure Targets - 2022**

Performance Measure - Asset Type - Target % not in State of Good Repair  
Equipment - Automobiles - 55%  
Equipment - Trucks and other Rubber Tire Vehicles - 50%  
Facility - Administrative / Maintenance Facilities - 25%  
Facility - Passenger / Parking Facilities - 10%  
Rolling Stock - AO - Automobile - 0%  
Rolling Stock - BU - Bus - 20%  
Rolling Stock - CU - Cutaway - 10%  
Rolling Stock - VN - Van - 35%

**Modal Characteristics**

**Operation Characteristics**

**Vehicles Operated at Maximum Service**

Mode	Directly Operated	Purchased Transportation	Operating Expenses	Fare Revenues	Uses of Capital Funds	Annual Unlinked Trips	Annual Vehicle Revenue Miles	Annual Vehicle Revenue Hours
Demand Response	-	7	\$358,427	\$6,985	\$22,987	5,969	127,438	7,332
<b>Total</b>	-	<b>7</b>	<b>\$358,427</b>	<b>\$6,985</b>	<b>\$22,987</b>	<b>5,969</b>	<b>127,438</b>	<b>7,332</b>

**Performance Measures**

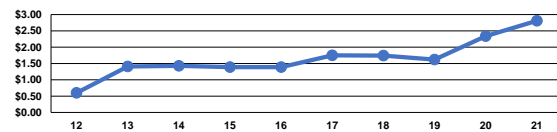
**Service Efficiency**

Mode	Operating Expenses per Vehicle Revenue Mile	Operating Expenses per Vehicle Revenue Hour
Demand Response	\$2.81	\$48.89
<b>Total</b>	<b>\$2.81</b>	<b>\$48.89</b>

**Service Effectiveness**

Mode	Operating Expenses per Unlinked Passenger Trip	Unlinked Trips per Vehicle Revenue Mile	Unlinked Trips per Vehicle Revenue Hour
Demand Response	\$60.05	0.0	0.8
<b>Total</b>	<b>\$60.05</b>	<b>0.0</b>	<b>0.8</b>

Operating Expense per Vehicle Revenue Mile: Agency Total



Unlinked Passenger Trips per Vehicle Revenue Mile: Agency Total

