

**General Information**

**Service Consumption**

2,509 Annual Unlinked Trips (UPT)

**Service Supplied**

62,020 Annual Vehicle Revenue Miles (VRM)  
2,812 Annual Vehicle Revenue Hours (VRH)

**Summary of Operating Expenses (OE)**

\$235,400 Total Operating Expenses

**Database Information**

NTDID: 4R03-41077  
Reporter Type: Rural General Public Transit  
Asset Type: Tier II  
Sponsor NTDID: 4R03

**Assets**

Revenue Vehicles 4  
Service Vehicles -  
Facilities -

**Financial Information**

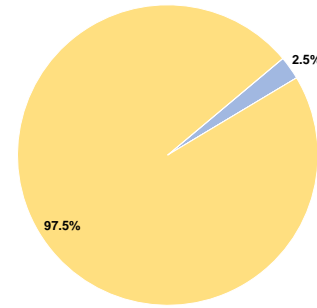
**Sources of Operating Funds Expended**

Fare Revenues	\$5,936	2.5%
Local Funds	\$0	0.0%
State Funds	\$0	0.0%
Federal Assistance	\$229,464	97.5%
Other Funds	\$0	0.0%
<b>Total Operating Funds Expended</b>	<b>\$235,400</b>	<b>100.0%</b>

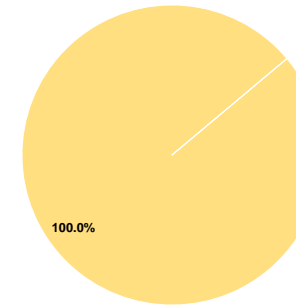
**Sources of Capital Funds Expended**

Fare Revenues	\$0	0.0%
Local Funds	\$0	0.0%
State Funds	\$0	0.0%
Federal Assistance	\$4,049	100.0%
Other Funds	\$0	0.0%
<b>Total Capital Funds Expended</b>	<b>\$4,049</b>	<b>100.0%</b>

**Operating Funding Sources**



**Capital Funding Sources**



**Performance Measure Targets - 2022**

Performance Measure - Asset Type - Target % not in State of Good Repair  
Equipment - Automobiles - 55%  
Equipment - Trucks and other Rubber Tire Vehicles - 50%  
Facility - Administrative / Maintenance Facilities - 25%  
Facility - Passenger / Parking Facilities - 10%  
Rolling Stock - AO - Automobile - 0%  
Rolling Stock - BU - Bus - 20%  
Rolling Stock - CU - Cutaway - 10%  
Rolling Stock - VN - Van - 35%

**Modal Characteristics**

**Operation Characteristics**

**Vehicles Operated at Maximum Service**

Mode	Directly Operated	Purchased Transportation	Operating Expenses	Fare Revenues	Uses of Capital Funds	Annual Unlinked Trips	Annual Vehicle Revenue Miles	Annual Vehicle Revenue Hours
Demand Response	4	-	\$235,400	\$5,936	\$4,049	2,509	62,020	2,812
<b>Total</b>	<b>4</b>	<b>-</b>	<b>\$235,400</b>	<b>\$5,936</b>	<b>\$4,049</b>	<b>2,509</b>	<b>62,020</b>	<b>2,812</b>

**Performance Measures**

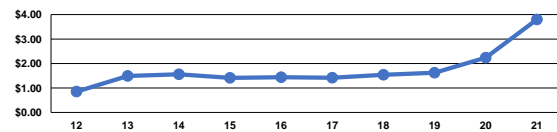
**Service Efficiency**

Mode	Operating Expenses per Vehicle Revenue Mile	Operating Expenses per Vehicle Revenue Hour
Demand Response	\$3.80	\$83.71
<b>Total</b>	<b>\$3.80</b>	<b>\$83.71</b>

**Service Effectiveness**

Mode	Operating Expenses per Unlinked Passenger Trip	Unlinked Trips per Vehicle Revenue Mile	Unlinked Trips per Vehicle Revenue Hour
Demand Response	\$93.82	0.0	0.9
<b>Total</b>	<b>\$93.82</b>	<b>0.0</b>	<b>0.9</b>

Operating Expense per Vehicle Revenue Mile: Agency Total



Unlinked Passenger Trips per Vehicle Revenue Mile: Agency Total

