

**General Information**

**Service Consumption**

46,583 Annual Unlinked Trips (UPT)

**Service Supplied**

798,553 Annual Vehicle Revenue Miles (VRM)  
 51,523 Annual Vehicle Revenue Hours (VRH)

**Summary of Operating Expenses (OE)**

\$3,591,325 Total Operating Expenses

**Database Information**

NTDID: 4R03-41112  
 Reporter Type: Rural General Public Transit  
 Asset Type: Tier II  
 Sponsor NTDID: 4R03

**Assets**

Revenue Vehicles 65  
 Service Vehicles -  
 Facilities 1

**Financial Information**

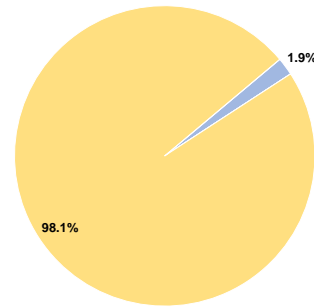
**Sources of Operating Funds Expended**

Fare Revenues	\$69,122	1.9%
Local Funds	\$0	0.0%
State Funds	\$0	0.0%
Federal Assistance	\$3,522,203	98.1%
Other Funds	\$0	0.0%
<b>Total Operating Funds Expended</b>	<b>\$3,591,325</b>	<b>100.0%</b>

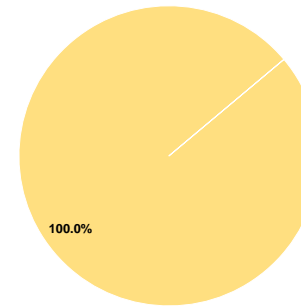
**Sources of Capital Funds Expended**

Fare Revenues	\$0	0.0%
Local Funds	\$0	0.0%
State Funds	\$0	0.0%
Federal Assistance	\$176,052	100.0%
Other Funds	\$0	0.0%
<b>Total Capital Funds Expended</b>	<b>\$176,052</b>	<b>100.0%</b>

**Operating Funding Sources**



**Capital Funding Sources**



**Performance Measure Targets - 2022**

Performance Measure - Asset Type - Target % not in State of Good Repair  
 Equipment - Automobiles - 55%  
 Equipment - Trucks and other Rubber Tire Vehicles - 50%  
 Facility - Administrative / Maintenance Facilities - 25%  
 Facility - Passenger / Parking Facilities - 10%  
 Rolling Stock - AO - Automobile - 0%  
 Rolling Stock - BU - Bus - 20%  
 Rolling Stock - CU - Cutaway - 10%  
 Rolling Stock - VN - Van - 35%

**Modal Characteristics**

**Operation Characteristics**

**Vehicles Operated at Maximum Service**

Mode	Directly Operated	Purchased Transportation	Operating Expenses	Fare Revenues	Uses of Capital Funds	Annual Unlinked Trips	Annual Vehicle Revenue Miles	Annual Vehicle Revenue Hours
Demand Response	59	-	\$3,591,325	\$69,122	\$176,052	46,583	798,553	51,523
<b>Total</b>	<b>59</b>	<b>-</b>	<b>\$3,591,325</b>	<b>\$69,122</b>	<b>\$176,052</b>	<b>46,583</b>	<b>798,553</b>	<b>51,523</b>

**Performance Measures**

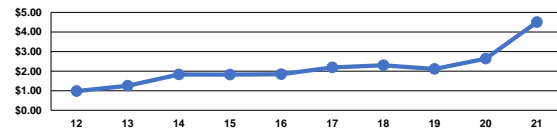
**Service Efficiency**

Mode	Operating Expenses per Vehicle Revenue Mile	Operating Expenses per Vehicle Revenue Hour
Demand Response	\$4.50	\$69.70
<b>Total</b>	<b>\$4.50</b>	<b>\$69.70</b>

**Service Effectiveness**

Mode	Operating Expenses per Unlinked Passenger Trip	Unlinked Trips per Vehicle Revenue Mile	Unlinked Trips per Vehicle Revenue Hour
Demand Response	\$77.10	0.1	0.9
<b>Total</b>	<b>\$77.10</b>	<b>0.1</b>	<b>0.9</b>

Operating Expense per Vehicle Revenue Mile: Agency Total



Unlinked Passenger Trips per Vehicle Revenue Mile: Agency Total

