

**General Information**

**Service Consumption**

11,793 Annual Unlinked Trips (UPT)

**Service Supplied**

114,707 Annual Vehicle Revenue Miles (VRM)  
9,220 Annual Vehicle Revenue Hours (VRH)

**Summary of Operating Expenses (OE)**

\$604,741 Total Operating Expenses

**Database Information**

NTDID: 4R03-41138  
Reporter Type: Rural General Public Transit  
Asset Type: Tier II  
Sponsor NTDID: 4R03

**Assets**

Revenue Vehicles 9  
Service Vehicles -  
Facilities -

**Financial Information**

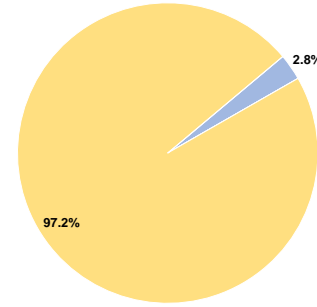
**Sources of Operating Funds Expended**

Fare Revenues	\$17,125	2.8%
Local Funds	\$0	0.0%
State Funds	\$0	0.0%
Federal Assistance	\$587,616	97.2%
Other Funds	\$0	0.0%
<b>Total Operating Funds Expended</b>	<b>\$604,741</b>	<b>100.0%</b>

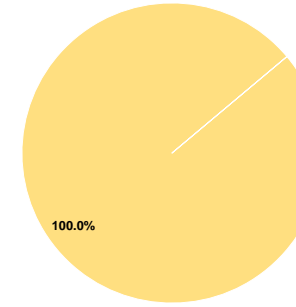
**Sources of Capital Funds Expended**

Fare Revenues	\$0	0.0%
Local Funds	\$0	0.0%
State Funds	\$0	0.0%
Federal Assistance	\$8,017	100.0%
Other Funds	\$0	0.0%
<b>Total Capital Funds Expended</b>	<b>\$8,017</b>	<b>100.0%</b>

**Operating Funding Sources**



**Capital Funding Sources**



**Performance Measure Targets - 2022**

Performance Measure - Asset Type - Target % not in State of Good Repair  
Equipment - Automobiles - 55%  
Equipment - Trucks and other Rubber Tire Vehicles - 50%  
Facility - Administrative / Maintenance Facilities - 25%  
Facility - Passenger / Parking Facilities - 10%  
Rolling Stock - AO - Automobile - 0%  
Rolling Stock - BU - Bus - 20%  
Rolling Stock - CU - Cutaway - 10%  
Rolling Stock - VN - Van - 35%

**Modal Characteristics**

**Operation Characteristics**

**Vehicles Operated at Maximum Service**

Mode	Directly Operated	Purchased Transportation	Operating Expenses	Fare Revenues	Uses of Capital Funds	Annual Unlinked Trips	Annual Vehicle Revenue Miles	Annual Vehicle Revenue Hours
Demand Response	10	-	\$604,741	\$17,125	\$8,017	11,793	114,707	9,220
<b>Total</b>	<b>10</b>	<b>-</b>	<b>\$604,741</b>	<b>\$17,125</b>	<b>\$8,017</b>	<b>11,793</b>	<b>114,707</b>	<b>9,220</b>

**Performance Measures**

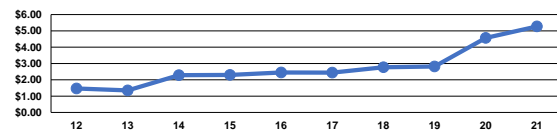
**Service Efficiency**

Mode	Operating Expenses per Vehicle Revenue Mile	Operating Expenses per Vehicle Revenue Hour
Demand Response	\$5.27	\$65.59
<b>Total</b>	<b>\$5.27</b>	<b>\$65.59</b>

**Service Effectiveness**

Mode	Operating Expenses per Unlinked Passenger Trip	Unlinked Trips per Vehicle Revenue Mile	Unlinked Trips per Vehicle Revenue Hour
Demand Response	\$51.28	0.1	1.3
<b>Total</b>	<b>\$51.28</b>	<b>0.1</b>	<b>1.3</b>

Operating Expense per Vehicle Revenue Mile: Agency Total



Unlinked Passenger Trips per Vehicle Revenue Mile: Agency Total

