

**General Information**

**Service Consumption**

10,846 Annual Unlinked Trips (UPT)

**Service Supplied**

157,295 Annual Vehicle Revenue Miles (VRM)  
 7,145 Annual Vehicle Revenue Hours (VRH)

**Summary of Operating Expenses (OE)**

\$381,757 Total Operating Expenses

**Database Information**

NTDID: 4R03-44937  
 Reporter Type: Rural General Public Transit  
 Asset Type: Tier II  
 Sponsor NTDID: 4R03

**Assets**

Revenue Vehicles 6  
 Service Vehicles -  
 Facilities -

**Financial Information**

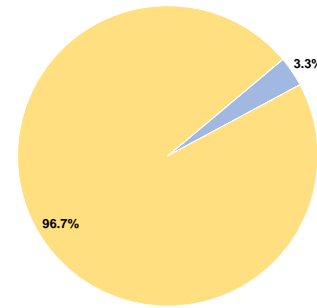
**Sources of Operating Funds Expended**

Fare Revenues	\$12,445	3.3%
Local Funds	\$0	0.0%
State Funds	\$0	0.0%
Federal Assistance	\$369,312	96.7%
Other Funds	\$0	0.0%
<b>Total Operating Funds Expended</b>	<b>\$381,757</b>	<b>100.0%</b>

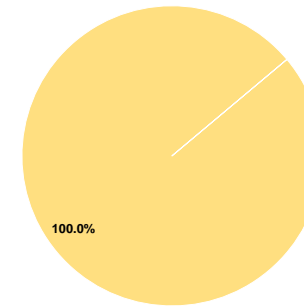
**Sources of Capital Funds Expended**

Fare Revenues	\$0	0.0%
Local Funds	\$0	0.0%
State Funds	\$0	0.0%
Federal Assistance	\$52,521	100.0%
Other Funds	\$0	0.0%
<b>Total Capital Funds Expended</b>	<b>\$52,521</b>	<b>100.0%</b>

**Operating Funding Sources**



**Capital Funding Sources**



**Performance Measure Targets - 2022**

Performance Measure - Asset Type - Target % not in State of Good Repair  
 Equipment - Automobiles - 55%  
 Equipment - Trucks and other Rubber Tire Vehicles - 50%  
 Facility - Administrative / Maintenance Facilities - 25%  
 Facility - Passenger / Parking Facilities - 10%  
 Rolling Stock - AO - Automobile - 0%  
 Rolling Stock - BU - Bus - 20%  
 Rolling Stock - CU - Cutaway - 10%  
 Rolling Stock - VN - Van - 35%

**Modal Characteristics**

**Operation Characteristics**

**Vehicles Operated at Maximum Service**

Mode	Directly Operated	Purchased Transportation	Operating Expenses	Fare Revenues	Uses of Capital Funds	Annual Unlinked Trips	Annual Vehicle Revenue Miles	Annual Vehicle Revenue Hours
Demand Response	-	6	\$381,757	\$12,445	\$52,521	10,846	157,295	7,145
<b>Total</b>	<b>-</b>	<b>6</b>	<b>\$381,757</b>	<b>\$12,445</b>	<b>\$52,521</b>	<b>10,846</b>	<b>157,295</b>	<b>7,145</b>

**Performance Measures**

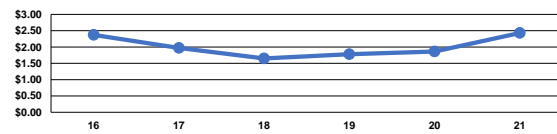
**Service Efficiency**

Mode	Operating Expenses per Vehicle Revenue Mile	Operating Expenses per Vehicle Revenue Hour
Demand Response	\$2.43	\$53.43
<b>Total</b>	<b>\$2.43</b>	<b>\$53.43</b>

**Service Effectiveness**

Mode	Operating Expenses per Unlinked Passenger Trip	Unlinked Trips per Vehicle Revenue Mile	Unlinked Trips per Vehicle Revenue Hour
Demand Response	\$35.20	0.1	1.5
<b>Total</b>	<b>\$35.20</b>	<b>0.1</b>	<b>1.5</b>

Operating Expense per Vehicle Revenue Mile: Agency Total



Unlinked Passenger Trips per Vehicle Revenue Mile: Agency Total

